




Deltic Timber Corporation 2010 Annual Report



*Diverse Assets
Responding to
Difficult Times*



Contents

- 1 Operational Highlights
- 2 To Our Shareholders
- 4 Woodlands
- 6 Mills
- 8 Real Estate
- 10 Financial Review
- 11 Statistical Summary
- 12 Directors and Officers
- Form 10-K
- IBC Corporate Information

OPERATIONAL HIGHLIGHTS

Financial

(Thousands of dollars, except per-share amounts)

For the Year	2010	2009	2008
Net sales	\$ 141,623	112,012	129,524
Operating income	\$ 17,909	5,870	7,505
Net income	\$ 12,397	3,688	4,384
Earnings per common share	\$ 0.99	0.30	0.35
Net cash provided by			
operating activities	\$ 28,898	16,914	10,890
Capital expenditures	\$ 15,568	32,705	29,654

At Year-End

Working capital	\$ 2,520	5,414	4,069
Total assets	\$ 343,273	352,203	334,733
Long-term debt	\$ 65,611	91,222	75,833
Stockholders' equity	\$ 230,011	216,299	213,164
Common shares outstanding <i>(thousands)</i>	12,505	12,451	12,402

Operating

Pine sawtimber harvested from fee land <i>(tons)</i>	609,867	578,646	579,770
Pine sawtimber sales price <i>(per ton)</i>	\$ 27	29	33
Lumber sales <i>(MBF)</i>	270,834	232,208	254,590
Lumber sales price <i>(per MBF)</i>	\$ 290	250	277

Deltic Timber Corporation is a natural resources company focused on the efficient and environmentally responsible management of its land holdings. The Company owns 445,800 acres of timberland, operates two sawmills, and is engaged in real estate development.

Headquartered in El Dorado, Arkansas, the Company's operations are located primarily in Arkansas and north Louisiana.

TO OUR SHAREHOLDERS



From left, Ray C. Dillon, Robert C. Nolan

*T*he business environment in the United States in 2010 for wood products manufacturing and real estate development continued to be depressed due to the low level of national housing starts. This situation persisted in spite of the reported technical end of the economic recession. Because of fewer homes constructed during the year, demand for residential lots on which to build homes, and the market for Southern Pine dimension lumber primarily used in home construction remained weak. However, the diverse assets of your Company responded well to the operating conditions created by these difficult times, resulting in outstanding financial results for the year. For 2010, Deltic Timber Corporation earned \$12.4 million, \$.99 a share. These results compare to \$3.7 million, \$.30 per share, in 2009. The quality of our assets, combined with intensive management, allowed your Company to achieve a level of excellence in every operating area.

Our core Woodlands segment reported operating income of \$21.4 million for the year, a 4.3 percent increase over the prior year. During 2010, we achieved a planned increase in the harvest level for the pine sawtimber growing on our fee lands. This increase was enabled by the growth rates being achieved in our forests, combined with strategic acquisitions of timberland. Essentially all 609,867 tons of the quality pine timber harvested was utilized in our two sawmills, as we leveraged this valuable stumpage to assist in managing the cost of the third-party timber required to meet the balance of their raw material log requirements.

During the year, we sold 4,061 acres of recreational-use hardwood bottomland for \$6.6 million, as we continued to divest ourselves of this non-strategic acreage and replace it, when possible, with lands more suitable to growing Southern Pine timber. We also saw a slow but steady increase in the number of natural gas wells drilled on lands in the Fayetteville Shale area in which we have a mineral interest. This resulted in royalty income of \$4.2 million, a \$1.9 million increase over 2009. In addition, during the fourth quarter of 2010, we leased the oil and gas drilling rights on about 14,000 acres of our timberlands in south Arkansas for \$4.3 million. The lease was due to renewed interest in drilling there, and is being amortized into income over the underlying lease period of four years.

Lumber manufacturing continued to operate in an environment in which production generally exceeded consumption, resulting in depressed lumber prices. However, your Company was able to achieve maximum advantage of a temporary supply/demand imbalance resulting in the improvement in lumber prices that existed in the first half of 2010. As a result, our Mills segment posted operating income of \$7.3 million for the year, compared to a loss of \$5.8 million in 2009, a \$13.1 million improvement. The increase in lumber prices from February to May was largely due to two factors. The first was extremely wet weather conditions throughout the southeastern United States from September 2009 until March 2010. The second was the result of most large building supply retailers and wholesalers drawing down their inventories of lumber over the 2009 year-end period.

When retailers began to try to ramp up their inventories to meet normal spring building-period requirements, many sawmills found themselves without logs to operate due to undesirable logging conditions caused by wet weather. As a result of Deltic's diverse timberland base, we were able to direct loggers to land where logging could occur, and were actually able to increase operating hours at both of our sawmills during the period. This strategy resulted in increased lumber production and thus additional sales volume while the market was strong. With the improvements in hourly productivity rates and other operating efficiencies we had previously achieved in our lumber manufacturing operations, we maximized on the temporary market opportunity that existed.


In our real estate development operations, we accomplished the successful closing of the sale of 19 acres of commercial property in Chenal Valley for \$334,000 per acre. As a result, our Real Estate segment reported operating income of \$2.2 million for 2010, compared to income of \$.2 million in 2009. This sale was to the same major medical care provider that had already purchased

almost 18 acres from us in 2009. The combined 37-acre site will be the location of a lifestyle medical complex near the strategic intersection of Chenal Parkway and Rahling Road. These two sales have enhanced demand for the other 100-plus acres of commercial-zoned properties surrounding this site. While we did see an increase in residential lot sales compared to 2009, we remained patient with our inventory of low-cost basis lots. Responding to a changing market, we developed and offered a new neighborhood consisting of smaller lots for the construction of entry-level homes. We closed on the sale of eight of the 20 lots developed, with the remainder of them currently under contract.

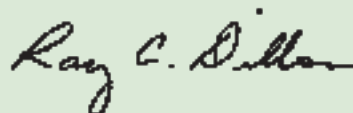
Del-Tin Fiber achieved a record financial year, reporting income of \$6.4 million, more than doubling the plant's 2009 reported results of \$3.1 million. The facility capitalized on a period of increased MDF demand that existed from late February until the end of June. This market demand was the result of an earthquake in Chile. The earthquake interrupted the supply of moldings normally imported into the United States, allowing domestic molding manufacturers to ramp up their production in order to fill this void. We took advantage of this opportunity by increasing Del-Tin's hours of operation in order to meet the demand for MDF used in much of the molding.

During the year, we also accomplished the repayment of \$25.6 million of debt, in a period when many companies continued to struggle with liquidity. In early February 2011, we completed the extension of our revolving credit facility from 2012 until 2015 at attractive rates. As such, our balance sheet is in excellent condition as we enter 2011.

We are very pleased with the financial results reported for 2010. However, your Company remains focused on the future. Consequently, we are committed to the intensive management of our diverse assets to achieve desired results while continuing to look for opportunities to grow your Company's assets. Your continued interest and support is appreciated.



Robert C. Nolan, Chairman




Ray C. Dillon, President and Chief Executive Officer

W O O D L A N D S

*T*he strategic value of owning our core asset of nearly 450,000 acres of well-stocked Southern Pine timber was evident during the continuation of 2010's difficult economic times. We accomplished our planned, sustainable-yield timber harvest, providing consistent earnings and cash flows from these assets, while maintaining a desirable inventory of pine sawtimber. In addition, future harvests of timber were ensured through our dedicated reforestation program, as we planted almost 13,000 acres of pine plantations during the year.

The diversity in our timberland base allowed us to supply stumpage to our mills capitalizing on a period of improved lumber prices. This opportunity also allowed us to sell almost 4,100 acres of non-strategic hardwood bottomland, contributing to our ability to purchase acreage more suitable to Southern Pine. In addition, royalties from mineral ownership contributed more significantly to income, as more natural gas wells were put into production in the Fayetteville Shale.

The diversity of the Woodlands assets positions Deltic well as we successfully navigate through difficult times.



Consistent earnings and cash flows from our planned, sustainable-yield harvests were complemented by reforestation of nearly 13,000 acres of pine plantations, thus ensuring future yields.



MILLS

Owning efficient mills continued to add value to our core timberland base, thus validating our vertical integration strategy. We capitalized on a temporary supply-side-driven shortage of lumber and were able to increase operating hours during this period of higher prices, while due to extremely wet conditions, other mills in our region were out of logs. Operating productivity and efficiency are the primary objectives of our Mills. Although the lumber market continued to be difficult for most of the year, our mills were able to consistently improve hourly productivity rates, while balancing production with demand.

Deltic's medium density fiberboard joint venture, Del-Tin Fiber, also performed well. The plant was able to capitalize on a market opportunity that existed for part of 2010, created by an interruption of wood moldings from Chile due to an earthquake there.

Intensive management of our manufacturing assets during difficult times allows us to effectively respond to changes in economic conditions.



Value continued to be added to our core timber assets through operating productivity and efficiency. Balancing production with demand was enhanced by improving productivity rates.



REAL ESTATE


Real estate markets throughout the United States continued to be severely depressed, contributing significantly to 2010's difficult economy. Despite these conditions, the location and diversity of Deltic's commercial and residential real estate holdings allowed us to successfully respond. The sale of 19 commercial acres in our Chenal Valley development was a major accomplishment. This sale complemented the 2009 sale of 18 acres, with both tracts sold to one of the area's premiere healthcare institutions. As a result of a growing residential base, new commercial sales bring additional services and future demand to our flagship development.

Increased lifestyle amenities in our Little Rock and Hot Springs developments strengthen the attractiveness of their marketing and pricing potential. Add to that Deltic's low-cost basis in these former timberland holdings, and the overall value of these assets continues to grow.

Ensuring the highest and best use of Deltic's diverse land assets mitigates downward cycles of the difficult times experienced in a fluctuating economy.



Diversified commercial and residential assets allowed us to respond to a difficult economy. With a low-cost basis in these former timberlands, the overall value of these assets continues to grow.



FINANCIAL REVIEW

Selected Financial Information

(Thousands of dollars, except per-share amounts)

	2010	2009	2008	2007	2006
Results of Operations for the Year					
Net sales	\$ 141,623	112,012	129,524	128,255	153,112
Operating income	\$ 17,909	5,870	7,505	19,959	18,721
Net income	\$ 12,397	3,688	4,384	11,111	11,323
Comprehensive income/(loss)	\$ 14,880	5,386	(915)	14,638	11,621
Earnings per common share					
Basic	\$ 0.99	0.30	0.35	0.89	0.91
Assuming dilution	\$ 0.99	0.30	0.35	0.89	0.89
Cash dividends declared per common share	\$ 0.30	0.30	0.30	0.30	0.30
Net cash provided/(required) by					
Operating activities	\$ 28,898	16,914	10,890	18,213	23,771
Investing activities	\$ (864)	(25,772)	(19,985)	(10,993)	(8,858)
Financing activities	\$ (28,986)	11,228	835	(7,906)	(5,192)
Percentage return on					
Average stockholders' equity	5.6	1.8	2.0	5.2	5.5
Average borrowed and invested capital	5.3	2.5	3.4	5.7	5.6
Average total assets	3.5	1.1	1.3	3.4	3.5
Capital Expenditures for the Year					
Woodlands	\$ 6,144	25,075	11,436	4,978	3,333
Mills	5,330	3,006	6,874	5,345	8,763
Real Estate	3,859	4,464	11,222	10,171	15,612
Corporate	235	160	122	74	59
	\$ 15,568	32,705	29,654	20,568	27,767

Financial Condition at Year End

Working capital	\$ 2,520	5,414	4,069	6,609	12,710
Current ratio	1.16 to 1	1.41 to 1	1.34 to 1	1.40 to 1	2.15 to 1
Total assets	\$ 343,273	352,203	334,733	328,744	324,266
Long-term debt	\$ 65,611	91,222	75,833	66,667	70,000
Stockholders' equity	\$ 230,011	216,299	213,164	218,086	207,481
Long-term debt to stockholders' equity	.285 to 1	.422 to 1	.356 to 1	.306 to 1	.337 to 1

STATISTICAL SUMMARY

Selected Statistical Data

	2010	2009	2008	2007	2006
Operating					
Acres owned ¹					
Woodlands	445,800	448,600	438,600	438,600	438,200
Real Estate	6,500	6,500	6,500	6,400	6,300
Woodlands					
Estimated standing pine timber inventories ¹					
Sawtimber (<i>tons</i>)	12,926,200	12,068,100	11,567,300	11,389,300	10,977,600
Pulpwood (<i>tons</i>)	4,694,800	4,730,600	4,568,400	4,770,000	5,180,900
Company-owned pine timber harvested ²					
Sawtimber (<i>tons</i>)	609,867	578,646	579,770	575,637	580,316
Average sales price (<i>per ton</i>)	\$ 27	29	33	40	45
Pulpwood (<i>tons</i>)	344,412	310,904	390,203	458,938	416,390
Average sales price (<i>per ton</i>)	\$ 11	11	15	13	8
Timberland sales					
Acres sold	4,061	4,051	5,062	893	200
Average sales price (<i>per acre</i>)	\$ 1,600	1,700	1,800	1,700	1,400
Mills					
Production					
Annual capacity (<i>MBF</i>) ¹	390,000	390,000	390,000	390,000	390,000
Finished lumber (<i>MBF</i>)	264,776	229,737	245,858	212,888	253,135
Pine chips (<i>tons</i>)	352,348	309,491	341,296	271,725	324,220
Lumber sales (<i>MBF</i>)	270,834	232,208	254,590	218,188	262,726
Average sales price (<i>per MBF</i>)	\$ 290	250	277	293	324
Mill margin (<i>per MBF</i>)	\$ 27	(25)	(19)	(14)	(20)
Real Estate					
Residential lots sold	28	14	39	81	116
Average sales price (<i>per lot</i>)	\$ 81,400	73,100	77,800	89,500	103,800
Commercial acres sold	19.0	17.8	–	26.0	54.9
Average sales price (<i>per acre</i>)	\$ 334,000	225,000	–	240,600	248,400
Undeveloped acres sold	–	–	–	680.1	–
Average sales price (<i>per acre</i>)	\$ –	–	–	12,000	–
Stockholder and Employee Data¹					
Common shares outstanding (<i>thousands</i>)	12,505	12,451	12,402	12,388	12,425
Number of stockholders of record	1,004	1,040	1,080	1,163	1,215
Number of employees	457	469	469	464	466

¹ At December 31

² Includes intersegment transfers at market prices

BOARD OF DIRECTORS



Robert C. Nolan (1)
Chairman
Deltic Timber Corporation
El Dorado, AR / Director since 1996



Ray C. Dillon (1)
President and Chief Executive Officer
Deltic Timber Corporation
El Dorado, AR / Director since 2003



Randolph C. Coley (2) (3)
Partner
King & Spalding, LLP
Houston, TX / Director since 2007



**The Reverend Cannon
Christoph Keller, III (3) (4)**
Episcopal Priest
Little Rock, AR / Director since 1996



David L. Lemmon (2) (4)
President and Chief Executive Officer, Retired
Colonial Pipeline
Las Vegas, NV / Director since 2007



R. Madison Murphy (1) (3) (4)
Managing Member
Murphy Family Management, LLC
El Dorado, AR / Director since 1996



R. Hunter Pierson, Jr. (2) (4)
Private Investor
Timberland, commercial real estate,
and securities
New Orleans, LA / Director since 1999



J. Thurston Roach (1) (2) (3)
Retired Executive and Private Investor
Seattle, WA / Director since 2000



Robert Tudor, III (4)
Managing Partner
Tudor, Pickering & Company
Houston, TX / Director since 2007

Committees of the Board

- (1) Member of the Executive Committee
Chaired by Mr. Nolan
- (2) Member of the Audit Committee
Chaired by Mr. Roach
- (3) Member of the Nominating and Corporate Governance Committee
Chaired by Reverend Keller
- (4) Member of the Executive Compensation Committee
Chaired by Mr. Murphy

Company Officers

Ray C. Dillon

President and Chief Executive Officer

Kenneth D. Mann

Vice President, Treasurer, and Chief Financial Officer

Jim F. Andrews, Jr.

Vice President, General Counsel, and Secretary

Kent L. Streeter

Vice President, Operations

David V. Meghreblian

Vice President, Real Estate

Byrom L. Walker

Controller



UNITED STATES SECURITIES AND EXCHANGE COMMISSION
Washington, D. C. 20549

FORM 10-K

(Mark One)

ANNUAL REPORT PURSUANT TO SECTION 13 OR 15(d) OF THE SECURITIES
EXCHANGE ACT OF 1934

For the fiscal year ended **December 31, 2010**

OR

TRANSITION REPORT PURSUANT TO SECTION 13 OR 15(d) OF THE SECURITIES
EXCHANGE ACT OF 1934

Commission file number **1-12147**

DELTIC TIMBER CORPORATION

(Exact name of registrant as specified in its charter)

Delaware
(State or other jurisdiction of incorporation or organization) 71-0795870
(I.R.S. Employer Identification Number)

210 East Elm Street, P. O. Box 7200, El Dorado, Arkansas
(Address of principal executive offices) 71731-7200
(Zip Code)

Registrant's telephone number, including area code: (870) 881-9400

Securities registered pursuant to Section 12(b) of the Act:

Title of each class	Name of each exchange on which registered
Common Stock, \$.01 Par Value	New York Stock Exchange, Inc.
Series A Participating Cumulative Preferred Stock Purchase Rights	New York Stock Exchange, Inc.

Securities registered pursuant to Section 12(g) of the Act: None

Indicate by check mark if the registrant is a well-known seasoned issuer, as defined in Rule 405 of the Securities Act. Yes ___ No

Indicate by check mark if the registrant is not required to file reports pursuant to Section 13 or 15(d) of the Act. Yes ___ No

Indicate by check mark whether the registrant (1) has filed all reports required to be filed by Section 13 or 15(d) of the Securities Exchange Act of 1934 during the preceding 12 months (or for such shorter period that the registrant was required to file such reports), and (2) has been subject to such filing requirements for the past 90 days. Yes No ___

Indicate by check mark whether the registrant has submitted electronically and posted on its corporate Website, if any, every Interactive Data File required to be submitted and posted pursuant to Rule 405 of Regulation S-T (§232.405 of this chapter) during the preceding 12 months (or for such shorter period that the registrant was required to submit and post such files). Yes ___ No ___

Indicate by check mark if disclosure of delinquent filers pursuant to Item 405 of Regulation S-K (§229.405 of this chapter) is not contained herein, and will not be contained, to the best of registrant's knowledge, in definitive proxy or information statements incorporated by reference in Part III of this Form 10-K or any amendment to this Form 10-K.

Indicate by check mark whether the registrant is a large accelerated filer, an accelerated filer, a non-accelerated filer, or a smaller reporting company. See the definitions of "large accelerated filer," "accelerated filer" and "smaller reporting company" in Rule 12b-2 of the Exchange Act.

Large accelerated filer ___ Accelerated filer
Non-accelerated filer ___ (Do not check if a small reporting company) Smaller reporting company ___

Indicate by check mark if the registrant is a shell company (as defined in Rule 12b-2 of the Act). Yes ___ No

The aggregate market value of the Common Stock held by non-affiliates of the registrant, based on the closing price of the Common Stock on the New York Stock Exchange as of June 30, 2010, was \$177,096,819. For purposes of this computation, all officers, directors, and 5% beneficial owners of the registrant (as indicated in Item 12) are deemed to be affiliates. Such determination should not be deemed an admission that such directors, officers, or 5% beneficial owners are, in fact, affiliates of the registrant.

Number of shares of Common Stock, \$.01 Par Value, outstanding at February 11, 2011 was 12,509,060.

Documents incorporated by reference:

The Registrant's definitive Proxy Statement relating to the Annual Meeting of Stockholders on April 28, 2011.

TABLE OF CONTENTS - 2010 FORM 10-K REPORT

	<u>Page Numbers</u>
<i>PART I</i>	
Item 1. Business	3
Item 1A. Risk Factors	14
Item 1B. Unresolved Staff Comments	17
Item 2. Properties	17
Item 3. Legal Proceedings	17
Item 4. Removed and Reserved	17
<i>PART II</i>	
Item 5. Market for Registrant's Common Equity, Related Stockholder Matters, and Issuer Purchases of Equity Securities	19
Item 6. Selected Financial Data	21
Item 7. Management's Discussion and Analysis of Financial Condition and Results of Operations	22
Item 7A. Quantitative and Qualitative Disclosures About Market Risk	42
Item 8. Financial Statements and Supplementary Data	43
Item 9. Changes in and Disagreements with Accountants on Accounting and Financial Disclosure	84
Item 9A. Controls and Procedures	84
Item 9B. Other Information	84
<i>PART III</i>	
Item 10. Directors, Executive Officers, and Corporate Governance	85
Item 11. Executive Compensation	85
Item 12. Security Ownership of Certain Beneficial Owners and Management and Related Stockholder Matters	86
Item 13. Certain Relationships and Related Transactions, and Director Independence	86
Item 14. Principal Accountant Fees and Services	86
<i>PART IV</i>	
Item 15. Exhibits and Financial Statement Schedules	87
Signatures	91

PART I

Item 1. Business

Introduction

Deltic Timber Corporation (“Deltic” or the “Company”) is a natural resources company engaged primarily in the growing and harvesting of timber and the manufacture and marketing of lumber. Deltic owns approximately 445,800 acres of timberland, mainly in Arkansas and north Louisiana. The Company’s sawmill operations are located at Ola in central Arkansas (the “Ola Mill”) and at Waldo in south Arkansas (the “Waldo Mill”). In addition to its timber and lumber operations, the Company is engaged in real estate development in central Arkansas. The Company also holds a 50 percent interest in Del-Tin Fiber LLC (“Del-Tin Fiber”), a joint venture to manufacture and market medium density fiberboard (“MDF”). Deltic is a calendar-year company for both financial and income tax reporting.

The Company is organized into four segments: (1) Woodlands, which manages all aspects of the Company’s timberlands, including harvesting and sale of timber, timberland sales and acquisitions, oil and gas mineral revenue, and hunting land leases; (2) Mills, which consists of Deltic’s two sawmills that manufacture a variety of softwood lumber products; (3) Real Estate, which includes the Company’s three active real estate developments and a related country club operation; and (4) Corporate, which consists of executive management, accounting, information systems, human resources, purchasing, treasury, income tax, and legal staff functions that provide support services to the operating business units. The Company currently does not allocate the cost of maintaining these support functions to its operating units.

Deltic considers its timberlands to be the Company’s most valuable asset and the harvest of Company owned stumpage to be its most significant source of income. The Company’s timberlands consist primarily of Southern Pine forests, known in the industry as a type of “softwood.” The Company follows Sustainable Forest Initiative (“SFI”) Standards, which is a system of values, objectives, and performance measures that promote sustainable forest management. The timberlands are actively managed to maximize their long-term value and increased productivity through responsible harvest plans, a commitment to reforestation, careful road construction, and other best management practices. The timber harvested from Company timberlands is either converted to lumber in the Company’s sawmills or sold in the domestic market. The Woodlands’ stumpage supplied to the Company’s sawmills is transferred at prices that approximate market in the Mills operating area. The Company has continued to acquire timberland in its current operating area since 1999, when it implemented a program to identify non-strategic timberland and higher and better use lands for possible sale.

The Company’s two sawmills employ modern technology in order to improve efficiency, reduce labor costs, maximize utilization of the timber resource, and maintain high standards for production quality, while keeping safety as one of its highest priorities. In addition, each mill is strategically located near significant portions of the Company’s timberlands, which provide a stable source of raw material stumpage. The mills can produce a variety of lumber products, including dimension lumber, boards, and timbers. These lumber products are sold primarily to wholesale distributors, lumber treaters, large retailers, industrial accounts and truss manufacturers in the South and Midwest and are used mainly in residential construction, roof trusses, remanufactured products, and laminated beams. Combined annual permitted capacity of the two mills at December 31, 2010, was 390 million board feet (“MMBF”). The Company’s total finished lumber production was 265 MMBF in 2010 compared to 230 MMBF in 2009 and 246 MMBF in 2008.

The Company’s real estate operations were started in 1985 to add value to higher and better use timberland strategically located in the growth corridor of west Little Rock, Arkansas. Since that time, the Company has been developing Chenal Valley, a premier planned community consisting of 4,800 acres of

residential and commercial properties. The property is being developed in stages, and real estate sales to-date have consisted primarily of residential lots, which are sold to builders or individuals, and commercial sites. In addition to Chenal Valley, Deltic has developed Chenal Downs, a 400-acre development located just outside Chenal Valley, and is developing Red Oak Ridge, an 800-acre development in Hot Springs, Arkansas.

The Del-Tin Fiber plant is located near El Dorado, Arkansas. Construction of the plant was completed, and initial production began, in 1998. The plant is designed to have an annual capacity of 150 million square feet ("MMSF") on a 3/4 inch basis of medium density fiberboard. MDF, which is used primarily in the furniture, laminate flooring, store fixture, and molding industries, is manufactured from sawmill residuals such as chips, shavings, and sawdust, which are pressed and held together by an adhesive bond.

Forest Products Industry

Deltic is primarily a wood products producer operating in a commodity-based business environment, with a major diversification in real estate development. This environment is affected by a number of factors, including general economic conditions, employment levels, interest rates, credit availability and associated costs, imports, foreign exchange rates, housing starts, unsold new and existing home inventories, residential and commercial real estate foreclosures, residential repair and remodeling, commercial construction, industry capacity and production levels, the availability of raw material, fuel cost, and weather conditions. The Mills segment has been affected by the decreased number of housing starts in the U.S., which has experienced its lowest levels in 50 years. Several factors influencing the decrease were the recent economic recession, stricter lending practices and availability of credit brought about by the mortgage loan defaults and construction loan delinquencies that have caused lenders to tighten credit for new developments. In addition, the overall weakness in the banking industry, new and existing home inventory levels, and employment levels have adversely influenced housing starts. The demand and pricing levels for softwood lumber products fell dramatically from 2005 to 2009, and the short-lived upward trend experienced in 2010 was due to a temporary supply/demand imbalance. Any recovery in demand and prices is expected to be gradual and over an extended period and depends primarily on the recovery of the U.S. housing industry. Lumber prices have historically been, and will remain, volatile. Sawtimber prices have generally been more stable than lumber prices, but have seen price reductions due to the closure or curtailments of several mills in Deltic's operating area.

The southern U.S., in which all the Company's operations are located, is a major timber and lumber producing region. There are an estimated 215 million acres of forestland in the region, of which approximately 43 percent is currently growing softwood. Unlike other major timber-producing areas in North America, most of this acreage is privately held. The estimated breakdown of ownership of softwood timberland in the southern U.S. is 87 percent private, six percent national forest, and seven percent other public. Although there can be no assurance, management anticipates that the southern U.S. timber resource will be subject to strong demand for the foreseeable future and also believes that the South will have a strategic advantage over other U.S. timber-producing regions due to regulatory, geographic, and other factors.

Woodlands

The Company owns approximately 445,800 acres of timberland, primarily in Arkansas and north Louisiana, stocked principally with Southern Pine. Management considers the timberlands to be Deltic's most valuable asset and the harvest of this stumpage to be the Company's most significant source of income.

The approximate breakdown of the Company's timberland acreage at year-end 2010 consisted of the following:

	<u>Acres</u>
Pine forest.....	144,700
Pine plantation	214,600
Hardwood forest	11,600
Other	<u>74,900</u>
Total	<u>445,800</u>

The Company's timberlands are well diversified by age class. The timberland classified as pine forest is primarily managed on an all-aged basis and contains mature timber that is ready to be harvested over the next several years and includes streamside-management zones. Pine plantations are primarily less than 30 years old, with the majority ranging in age from 5 to 25 years. At the approximate age of 20 years, pine plantations begin transitioning from pine pulpwood to pine sawtimber.

Timber Inventory. The Company's estimated pine sawtimber inventory is calculated for each tract by utilizing growth formulas based on representative sample tracts and tree counts for various diameter classifications. The calculation of pine inventory is subject to periodic adjustments based on sample cruises and actual volumes harvested. The hardwood inventory shown in the following table is an approximation; therefore, the physical quantity of such timber may vary significantly from this approximation. Estimated inventory of standing timber as of December 31, 2010, consisted of the following:

	<u>Estimated Volume (Tons)</u>
Pine timber	
Sawtimber	12,926,000
Pulpwood	4,695,000
Hardwood timber	
Sawtimber	1,385,000
Pulpwood	902,000

The Company's annual harvest of pine sawtimber is used primarily by the Mills segment or sold to third parties. Products that can be manufactured from this resource include dimension lumber, boards, timbers, and decking, which are used mainly in residential construction. Deltic's hardwood sawtimber is sold to third parties and is primarily used in the production of railroad ties, flooring, and pallets. Logs with a diameter of less than nine inches are considered to be pulpwood. Harvests of both pine and hardwood pulpwood are sold to third parties for use primarily in the manufacture of paper.

Timber Growth. Timber growth rate is an important variable for forest products companies since it ultimately determines how much timber can be harvested on a sustainable basis. A higher growth rate permits larger annual harvests as replacement timber regenerates. Growth rates vary depending on species, location, age, and forestry management practices. The growth rate, net of mortality, for Deltic's Southern Pine timber averages five to six percent of standing inventory per annum. The Company considers a 30 to 35 year rotation optimal for most pine plantations.

Timberland Management. Forestry practices vary by geographic region and depend on factors such as soil productivity, weather, terrain, and the species, size, age, and stocking of timber. The Company actively manages its timberlands based on these factors and other relevant information to increase productivity and maximize the long-term value of its timber assets. In general, the Company's timberland management involves select harvesting and thinning operations, reforestation, cull timber removal programs, and the introduction of genetically improved seedlings.

Deltic has developed and operates its own seed orchard. Seeds from the orchard are grown by third parties to produce genetically improved seedlings for planting. These seedlings are developed through selective cross-pollination to produce trees with preferred characteristics, such as higher growth rates, fewer limbs, straighter trunks, and greater resistance to disease. However, this process does not involve genetic engineering. The seedlings are used when a site is completely replanted, as in the case of a final harvest of a mature stand. Primarily using seedlings grown from seeds produced at the orchard facility, the Company planted 11,500 acres in 2010 and 10,350 acres in 2009. In addition, the Company also replants part or all of any recently planted pine plantation acreage where there has been a high mortality rate. The Company meets or exceeds, in all material respects, the reforestation recommendations of the Arkansas Forestry Commission's Best Management Practices. In addition, the Company has been certified under the SFI program with regards to its timberland management practices.

The Company actively utilizes commercial thinning practices. Commercial thinning operations consist of the selective removal of trees within a stand, usually a plantation, to improve overall timber productivity and value by enhancing the growth of the remaining trees while generating revenues from the harvest.

The Company's silviculture program is designed to control undesirable, competitive vegetation in its forests and to increase pine growth rates and reproduction. Deltic treated about 16,500 acres, 13,400 acres, and 18,000 acres, under this program in 2010, 2009, and 2008, respectively.

Harvest Plans. Management views the timberlands as assets with substantial inherent value beyond supplying its sawmills. The Company intends to continue to manage the timberlands on a sustainable-yield basis that permits regeneration of the timberlands over time and has no plans to harvest timber on an ongoing basis at levels that would diminish its timber inventory. In 2010, the Company harvested 609,867 tons of pine sawtimber from its timberlands. Under the current plan, Deltic intends to harvest approximately 600,000 tons of pine sawtimber in 2011.

The Company's harvest plans are generally designed to project multi-year harvest schedules. In addition, harvest plans are updated at least annually and reviewed on a monthly basis to monitor performance and to make any necessary modifications to the plans in response to changing forestry conditions, market conditions, contractual obligations, regulatory limitations, and other relevant factors.

Since harvest plans are based on projections of demand, price, availability of timber from other sources, and other factors that may be outside of the Company's control, actual harvesting levels may vary. Management believes that the Company's harvest plans are sufficiently flexible to permit modification in response to fluctuations in the markets for logs and lumber.

Access. Substantially all of the timberlands are accessible by a system of low impact and low maintenance roads. Deltic generally uses third-party road crews to conduct construction and maintenance of these roads, and the Company regularly exchanges access easements and cooperates with other area forest products companies, private landowners, and the U.S. Forest Service.

Wildlife Management. Deltic actively leases Company lands for hunting purposes and manages wildlife resources on Company property. The Company complies with the U.S. Endangered Species Act and strives to provide, maintain, and/or enhance habitats for all species with special biological or ecological concerns. The Company leased approximately 433,000, 439,000, and 427,000 acres to hunting clubs in 2010, 2009, and 2008, respectively. For the years ended 2010, 2009, and 2008, the Company had hunting lease revenues totaling \$2,046,000, \$1,893,000, and \$1,782,000, respectively.

Client-Land Management. In addition to managing its own timberlands, Deltic also manages timberlands owned by others under management contracts with one-year renewable terms. This program provided harvest planning, silvicultural improvements, and maintenance work for approximately 69,600 acres in 2010.

Timberland Acquisitions. The Company implemented a timberland acquisition program in late 1996. This ongoing program is designed to enable the Company to continue to increase harvest levels, while expanding its timber inventory. In addition, it will allow the Company to maintain or increase the volume of logs supplied to its sawmills from its own timberlands, when economically feasible.

The Company intends to continue to focus its acquisition program on timberlands that range from fully-stocked to cutover tracts. Unlike other timber-producing areas of North America, most of the timberland in the southern U.S. is privately held, making it potentially available for acquisition. There can be no assurance that timber properties suitable for acquisition will be identified by the Company, or that once identified, such properties will ultimately be acquired by the Company.

Deltic formed an acquisition team to implement its timberland acquisition program. Lands considered for purchase are evaluated based on the location, site index, timber stocking, and growth potential. Approximately 145,000 acres of strategically located pine timberlands have been added since the inception of the program. Individual land purchases have ranged from three acres to 21,700 acres.

Land Sales. In 1999, the Company initiated a program to identify for possible sale non-strategic timberlands and higher and better use lands. Approximately 38,700 acres of non-strategic timberlands have been sold since 1999.

Oil and Gas Revenues. The Company receives oil and gas lease rental revenues when it agrees to grant certain mineral rights to third parties for terms that generally range from three to five years. Once production begins on leased mineral acres, it receives oil and gas royalty income payments. Deltic recorded oil and gas lease rental revenues of \$2,016,000, \$2,028,000, and \$1,966,000 in 2010, 2009, and 2008, respectively on related leased acres of 37,200, 35,000, and 37,500, respectively. For the years ended 2010, 2009, and 2008, the Company earned \$4,154,000, \$2,296,000, and \$1,686,000, respectively from oil and gas royalties.

Mills

The Company's two sawmills are located at Ola in central Arkansas and at Waldo in south Arkansas, near significant portions of the timberlands. The mills employ modern technology in order to improve efficiency, reduce labor costs, maximize utilization of the timber resource, and maintain high quality standards of production with safety being one of the highest priorities. Logs processed into lumber are obtained from the Company's timberlands and from public and private landowners. The Company selects logs for processing in its mills based on size, grade, and the prevailing market price. The Ola Mill is equipped for maximum utilization of smaller diameter logs, while the Waldo Mill can process both smaller and larger diameter logs. The mills produce a variety of softwood lumber products, including dimension lumber, boards, and timbers. The lumber is sold primarily to wholesale distributors, lumber treaters, large retailers, industrial accounts, and truss manufacturers in the South and Midwest and is used in residential construction, roof trusses, remanufactured products, and laminated beams.

The Company's lumber output increased to 265 MMBF in 2010 compared to 230 MMBF in 2009, as production was increased to take advantage of the price increase caused by the temporary supply imbalance that occurred in the spring of 2010. Improving mill efficiencies and controlling manufacturing costs, along with optimizing production levels remains a primary focus during the current down cycle of the lumber market.

Capital Projects. Deltic has invested significant capital in its sawmills in recent years to increase production capacity and efficiency, decrease costs, improve safety, and expand the product mix. Major capital projects completed at the Ola Mill over the past several years include: (1) redesign and rebuild of the sawmill primary breakdown processing equipment to improve the infeed of logs and overall flow of green lumber; (2) installation of a stick laying stacker to improve lumber drying quality and reduce labor

cost; (3) gang control upgrade to improve operating efficiencies; (4) safety improvements, including upgrades to the planer blow system; and (5) installation of a new log bucking deck to improve log recovery and increase throughput capacity.

At the Waldo Mill, major capital projects completed over the past several years include: (1) replacement of the planer that was destroyed by fire in August 2007; (2) addition of a boiler and an upgrade of the lumber drying kilns to increase the mill's lumber drying capacity; (3) rebuild of lumber drying kilns to improve quality and efficiency; (4) installation of a new planer hog system to move scrap material away from the planer mill more efficiently and to allow for increased throughput of finished lumber; and (5) various safety improvements, including upgrades to the planer blow system.

Raw Materials. In 2010, the Company's two sawmills processed 1,132,073 tons of logs, either harvested from its timberlands or purchased from government and private landowners. Practically all of the Woodlands segment's harvest of pine sawtimber was transferred to the Mills and provided 55 percent of the Mills' total raw material requirements.

Various factors, including environmental and endangered species concerns, have limited, and will likely continue to limit, the amount of timber offered for sale by U.S. government agencies. Because of this reduced availability of federal timber for harvesting, the Company believes that its supply of timber from the timberlands is a significant competitive advantage. Deltic has historically supplied a significant portion of the timber processed in the sawmills from its timberlands.

In order to operate its sawmills economically, the Company relies on purchases of timber from third parties to supplement timber harvests from its own timberlands. The Company has an active timber procurement function for each of its sawmills. As of December 31, 2010, the Company had under contract 177,601 tons of timber on land owned by other parties, including the U.S. Forest Service, which is expected to be harvested over the next five years. During 2010, the Company harvested third-party stumpage and purchased logs from third parties totaling 522,778 tons. Of this volume, purchases from the U.S. Forest Service represented 15 percent. The balance of such purchased volume was acquired from private lands.

Due to the closure or curtailment of several mills, which were in close proximity to the Company's mills, there has been a higher availability of privately owned pine timber at lower stumpage prices due to the decreased demand. There is a substantial amount of other private timber acreage in proximity to each of Deltic's sawmills, therefore, the sources of private timber are many and diverse. The key factors in a landowner's determination of whether to sell timber to the Company are price, the Company's relationships with logging contractors, and the ability of the Company to demonstrate the quality of its logging practices to landowners. Typically, a landowner will be more likely to sell timber to a forest products company whose own land has been responsibly managed and harvested.

Residual Wood Products. The Company pursues waste minimization practices at both of its sawmills and seeks to sell all marketable byproducts. Wood chips are usually sold to paper mills, wood shavings and chips are usually sold to Del-Tin Fiber, and bark is frequently sold for use as fuel. Bark, sawdust, shavings, and wood chips that cannot be sold are used as "hog fuel" to fire the boilers that heat the drying kilns. The Company expects to continue to sell a significant portion of its Waldo Mill's residual wood shavings and chip production to Del-Tin Fiber at market prices, which are renegotiated annually.

Transportation. Each mill facility has the capability to ship its lumber by truck or rail.

Cyclical Market. While the cyclicity of the lumber market may occasionally require the interruption or reduction of operations at one or both of the Company's sawmills, suspension of milling activities is unusual. Management is not currently anticipating any interruption of operations at either of Deltic's sawmills, but no assurance can be given that market conditions or other factors will not render such an action economically advisable in the future.

Real Estate

The Company's real estate operations were started in 1985 to add value to former timberland strategically located in the growth corridor of west Little Rock, Arkansas. Development activities began with the construction of Chenal Ridge, the initial, 85-lot neighborhood in Chenal Valley on the western edge of the Little Rock city limits in 1985. Since that time, the Company has been developing the remainder of Chenal Valley, a premier upscale planned community with approximately 4,800 acres of residential and commercial properties centered around two Robert Trent Jones, Jr. designed championship golf courses. The first golf course was completed in 1990. Construction of the second course began in 2001, and was opened for play in the summer of 2003. The property has been developed in stages, and real estate sales to date have consisted primarily of residential lots sold to builders or individuals and commercial tracts sold to area businesses. In addition to Chenal Valley, Deltic has developed Chenal Downs, a 400-acre equestrian development with controlled access, featuring secluded, five-acre lots, located just outside of Chenal Valley. Red Oak Ridge, Deltic's first development outside the Little Rock area, is an 800-acre upscale community being developed for residential, resort, or retirement living and is located in Hot Springs, Arkansas. All developed acreage in Chenal Valley has been annexed by the City of Little Rock, while Chenal Downs is located just outside the Little Rock city limits. Red Oak Ridge has been similarly annexed by the City of Hot Springs.

Residential Development. Residential lots were first offered for sale in Chenal Valley during the second half of 1986 with closings beginning in 1987. As of December 31, 2010, 2,738 lots have been developed in 34 neighborhoods, and 2,534 lots have been sold, with about 2,342 residences constructed or under construction. When fully developed, Chenal Valley could include approximately 4,600 single-family residences. However, the actual number of residences in Chenal Valley will depend on final land usages and lot densities. The Company has developed lots in a wide variety of market segments. Lot size has ranged from 0.2 acres to 2.25 acres, and the lot sales price over the life of the development has ranged from \$25,000 per lot to over \$335,000 per lot.

The first phase of Chenal Downs was opened in December 1997, followed by a second phase in November 2000. By the end of 2010, 64 of the 76 developed lots were sold. Lot prices in Chenal Downs range from \$89,000 to approximately \$187,000. In Red Oak Ridge, the first two neighborhoods were offered for sale in 1998, with a third neighborhood offered in late 2005. These neighborhoods offer a choice of either estate-sized homesites, many of which overlook one of two private lakes, or garden-home lots. As of the end of 2010, 89 of the 135 lots offered have been sold, and prices for lots currently offered range from about \$30,000 to almost \$183,000.

Commercial Development. Commercial development in Chenal Valley began with the construction of a Company-owned, 50,000-square-foot office building, which was sold during 2000. Commercial activity to-date has consisted of the sale of approximately 364 acres, including 19 acres in 2010, and 18 acres in 2009, while there was no acreage sold in 2008. Commercial property sales to-date have consisted of retail store locations, an office building constructed by the Company on a nine-acre site, multi-family residence sites, convenience store locations, a bank office building site, a site for a 38-acre open-air shopping center, a 37-acre site for lifestyle medical center, and outparcels surrounding a retail center constructed and owned by the Company. Under current development plans, Chenal Valley will include approximately 825 acres of commercial property when fully developed.

In 2009 and 2010, a major healthcare provider in Arkansas closed on a 17.76-acre site and a 19-acre site, respectively. This two-part commercial real estate site acquisition from the Company is to be used for a lifestyle medical center. Ground breaking for the medical center, located near "The Promenade at Chenal," an upscale shopping center within Chenal Valley, occurred in January 2011 and is influencing interest in Deltic's commercial real estate near this area.

In 2006, the Company sold approximately 38 acres to RED Development LLC for the development of "The Promenade at Chenal," an upscale lifestyle shopping center. Construction of "The Promenade at Chenal" began in 2007 and was completed in May 2008. This project is expected to create more interest in the Company's additional commercially-zoned property adjacent to the site.

The 1998 completion of construction of the initial section of Rahling Road, a major connector street to Chenal Parkway, provided greater access to Chenal Valley's commercial acreage. Located at the center of this commercial property is a Company-owned 35,000-square-foot retail center. The retail center was completed in early 2000 and offers retail space for lease. The center is surrounded by 16 outparcels, ranging in size from 0.2 to 1.8 acres. To-date, 11 of these outparcels have been sold.

No commercial acreage is included in Chenal Downs and a small amount of commercial property is planned for Red Oak Ridge. The Company will begin to develop and offer commercial sites as population density increases.

Infrastructure. Infrastructure and other improvements to support the development and sale of residential and commercial property are funded directly by the Company and/or through real property improvement districts. Such properties are developed only when sufficient demand exists and substantially all infrastructure is completed. Future infrastructure investments are primarily for the development and sale of additional property.

Development Amenities. In connection with its Chenal Valley development, the Company developed Chenal Country Club, consisting of the earlier-described golf courses, a clubhouse, and related facilities for use by club members. Since its original construction, Deltic has undertaken substantial remodeling and expansion of the clubhouse to fulfill membership needs. In addition, the Company has built three community parks within the Chenal Valley development for the benefit of the residents of the developed residential areas.

Chenal Downs has been developed around an equestrian center, consisting of stables and a training facility, and also includes bridle trails throughout the development. Red Oak Ridge's primary amenities currently consist of two lakes and a community park constructed by the Company.

Home Construction. Historically, the Company's focus with regards to residential real estate development has been on lot development only. However, Deltic has constructed a limited number of speculative homes within its Red Oak Ridge development located in Hot Springs, Arkansas. At December 31, 2010, six homes were available for sale.

Future Development. A number of factors have added significant value to the undeveloped portion of Chenal Valley. Such factors include: (1) the overall success of Chenal Valley as a residential development and its image as one of the premier developments in central Arkansas, (2) the continued westward growth of Little Rock, (3) the Company's investment in infrastructure in the area, and (4) the established residential base which is now large enough to support commercial development. Management expects the undeveloped portion of Chenal Valley to provide growth and development opportunities in the future.

Chenal Downs has been fully developed, but development of Red Oak Ridge is in the early stages, currently consisting of two man-made lakes as the core amenity, initial infrastructure placement, and the first three of several planned neighborhoods.

Continued development in the Highway 10 growth corridor of west Little Rock has significantly affected land values in the area, and is expected to create real estate development opportunities for the Company's approximately 57,000 mostly contiguous acres of timberland located two miles west of Chenal Valley.

Undeveloped Acreage. The success of Chenal Valley has increased the value of the Company's undeveloped real estate surrounding and within the development. There were no sales of undeveloped real estate in 2010, 2009, or 2008.

Del-Tin Fiber

Deltic owns 50 percent of the membership interest of Del-Tin Fiber, a joint venture to manufacture and market MDF. The Del-Tin Fiber plant is located near El Dorado, Arkansas. Construction of the plant was completed, and initial production began, in 1998. The plant is designed to have an annual capacity of 150 million square feet ("MMSF"), on a 3/4-inch basis, of medium density fiberboard.

Initial operating and financial results at Del-Tin Fiber did not meet expectations established at the time that the decision was made to construct the plant. The Company's evaluation of possible impairment of the carrying value of its investment in the joint venture resulted in the determination at December 31, 2002, that the investment was impaired, consequently, the investment was written off to zero. During 2003, Deltic continued to fund its share of the facilities operating working capital needs; therefore, the Company recognized losses to the extent of cash advances made during the year.

During 2003, due to the combined efforts of Deltic's management, Del-Tin's management, and the joint-venture partner, operating performance improved at the plant. Since 2004, the Company has recorded its equity share of the operating results of the joint venture.

Medium Density Fiberboard. MDF, which is used primarily in the furniture, laminate flooring, store fixture, and molding industries, is manufactured from sawmill residuals such as chips, shavings, and sawdust, which are pressed and held together by an adhesive bond. Although the technology has existed for decades, continued improvements in the manufacture of MDF have increased both the quality and market acceptance of the product. MDF, with its real wood appearance and the ability to be finely milled and to accept a variety of finishes, competes primarily with lumber. Effective January 1, 2011, all MDF panel producers in the United States must comply with a new regulation that requires the finished product to contain much less formaldehyde compared to the amount that was previously allowed. Del-Tin Fiber met these new regulations by the end of 2010.

Production. The plant produced 128 MMSF in 2010, 99 MMSF of MDF in 2009, and 115 MMSF of MDF in 2008 of MDF. Production in 2010 was increased to meet demand, which increased due to an interruption in imports from Chile in early 2010.

Raw Materials. The Del-Tin plant provides an additional outlet for wood chip production from the Waldo Mill. The Company expects to continue to sell a significant portion of its Waldo Mill's residual wood shavings and chip production to Del-Tin Fiber at market prices, which are renegotiated annually. In addition, Del-Tin Fiber has an option to purchase residual wood chips from the Ola Mill. During 2010, 2009, and 2008, Deltic sold approximately \$4,449,000, \$4,457,000, and \$4,593,000, respectively, of these lumber manufacturing by-products to Del-Tin Fiber.

Products and Competition

The Company's principal products are timber, timberland, softwood lumber products (primarily finished lumber), residual wood products, hunting land leases, oil and gas lease rentals and royalties, and real estate.

Timber. Timber harvested from the timberlands is utilized by the Company's sawmills or sold to third parties. The Company's timber sales to third parties accounted for approximately four percent of consolidated net sales in 2010 and 2009, and five percent in 2008.

The Company competes in the domestic timber market with numerous private industrial and non-industrial land and timber owners. Competitive factors with respect to the domestic timber market generally include price, species and grade, proximity to wood manufacturing facilities, and accessibility.

Land Sales. Timberland sold by the Company to third parties consists of both non-strategic timberland, including hardwood bottomland suitable for recreational use, and lands with potential for higher and better use, and amounted to five percent of consolidated net sales in 2010, six percent in 2009, and seven percent in 2008.

Lumber Products. The Company's sawmills produce a wide variety of products, including dimension lumber, boards, and timbers. Lumber is sold primarily to wholesaler distributors, lumber treaters, and truss manufacturers in the South and Midwest and is used in residential construction, roof trusses, and laminated beams. During 2010, 2009, and 2008, lumber sales as a percentage of consolidated net sales were approximately 55 percent, 52 percent, and 54 percent, respectively.

The forest products market is highly competitive with respect to price and quality of products. In particular, competition in the commodity-grade lumber market in which the Company competes is primarily based on price. Deltic competes with other publicly held forest products companies operating in the U.S., many of which have significantly greater financial resources than the Company, as well as privately held lumber producers. The Company also competes with producers in Canada and overseas. In addition, Deltic's management expects the Company's products to experience additional increased competition from engineered wood products and other substitute products. Due to the geographic location of Deltic's timberlands and its high-quality timber, in addition to the Company's active timber management program, strategically located and efficient sawmill operations, and highly motivated workforce, Deltic has been able to compete effectively.

Residual Wood Products. The Company's sawmills produce wood chips, shavings, sawdust, and bark as by-products of the conversion process. During 2010, 2009, and 2008, sales of these residual products accounted for 11 percent, 13 percent, and 13 percent, respectively, of Deltic's consolidated net sales. Wood chips are the primary source of residual sales and are typically sold to Del-Tin Fiber or to paper mills. In 2010, Deltic's sawmills produced 352,348 tons of wood chips. The Company expects to continue to sell a significant portion of its wood chip production to Del-Tin Fiber for use in the production of MDF.

Hunting Land Leases. Deltic leases hunting rights for its Woodlands to individuals and groups with its main competitors being other landowners. Per-acre price and location are the primary factors in leasing woodland hunting rights. Hunting lease revenues accounted for one percent of consolidated net sales in 2010, two percent for 2009, and one percent for 2008.

Oil and Gas. The Company has approximately 37,000 net mineral acres of Company owned land either currently under lease or held by production. Once production begins, oil and gas royalty payments are received. Oil and gas lease rental payments are recognized as income over the term of the lease and oil and gas royalty payments are recognized as income in the month earned. Oil and gas lease rental income accounted for one percent, two percent, and two percent of consolidated net sales in 2010, 2009, and 2008, respectively. Oil and gas royalty revenue accounted for three percent, two percent, and one percent of consolidated net sales in 2010, 2009, and 2008, respectively. Oil and gas royalty income is dependent upon the number of producing wells, volume extracted, and market prices, none of which the Company has any control over.

Real Estate. The Company develops and markets residential lots and commercial sites. Other landowners or developers are Deltic's competitors in its real estate markets. Deltic generally provides the supporting infrastructure. Residential lots are sold to homebuilders and individuals, while commercial sites are sold to developers and businesses. The Company also sells undeveloped acreage. The Company's competition is seeking the same customer base with each competitor marketing the benefits of its site locations with related infrastructure or amenities. During 2010, 2009, and 2008, the sales of residential lots, commercial sites, and undeveloped acreage as a percentage of consolidated net sales were six percent, four percent, and two percent, respectively. The sale of commercial property can have a significant impact on the Company's sales, but is unpredictable and sporadic.

Seasonality

The Company's operating segments are subject to variances in financial results due to several seasonal factors. Increased housing starts and home remodeling projects during the spring usually push up lumber prices. Forestry operations generally incur silvicultural treatment expenses in the third quarter because they are applied during the fall season in order to achieve maximum effectiveness.

Business Segment Data

Information concerning net sales, operating income, and identifiable assets attributable to each of the Company's business segments is set forth in Item 7, "Management's Discussion and Analysis;" and Note 22 to the consolidated financial statements in Item 8, "Financial Statements and Supplementary Data," of Part II of this report.

Environmental Matters

The Company is subject to extensive and changing federal, state, and local environmental laws and regulations relating to the protection of human health and the environment, including laws relating to air and water quality, greenhouse gas emissions, the use of herbicides on timberlands, regulation of "wetlands," and the protection of endangered species. Environmental legislation and regulations, and the interpretation and enforcement thereof, are expected to become increasingly stringent. The Company has made, and will continue to make, expenditures to comply with such requirements in the ordinary course of its operations. Historically, these expenditures have not been material, and the Company expects that this will continue to be the case. Liability under certain environmental regulations may be imposed without regard to fault or the legality of the original actions, and may be joint and several with other responsible parties. As a result, in addition to ongoing compliance costs, the Company may be subject to liability for activities undertaken on its properties prior to its ownership or operation and by third parties, including tenants. The Company is not involved with any such sites at this time. The Company leases the rights to drill for oil and gas on some of its lands to third parties. Pursuant to these leases, the lessee indemnifies the Company from environmental liability relating to the lessee's operations. Based on its present knowledge, including the fact the Company is not currently aware of any facts that indicate the Company will be required to incur any material costs relating to environmental matters, and currently applicable laws and regulations, the Company believes environmental matters are not likely to have a material adverse effect on the Company's financial condition, results of operations, or liquidity.

The federal "Endangered Species Act" protects species threatened with possible extinction and restricts timber harvesting activities on private and federal lands. Certain of the Company's timberlands are subject to such restrictions due to the presence on the lands of the red-cockaded woodpecker, a species protected under the Act. There can be no assurance that the presence of this species or the discovery of other protected species will not subject the Company to future harvesting restrictions. However, based on the Company's knowledge of its timberlands, the Company does not believe that its ability to harvest its timberlands will be materially adversely effected by the protection of endangered species.

Congress is currently considering certain climate control legislation. Due to uncertainties with any proposed legislation, it is difficult to make an assessment of the impact of such legislation upon the Company's operations until such time as such legislation has been passed, codified, and the appropriate regulation promulgated. The Company will continue to monitor the legislative process and any possible future legislation or regulatory actions and its effects upon its operations.

Access to SEC Filings

The Company maintains an internet website at www.deltic.com. The Company makes available free of charge under the Investor Relations section of its website its annual report on Form 10-K, quarterly reports on Form 10-Q, current reports on Form 8-K, and all amendments to any of those reports and other filings, as soon as reasonably practicable after providing such reports to the Securities and Exchange Commission.

Employees

As of January 31, 2011, the Company had 454 employees.

Item 1A. Risk Factors

Cyclical Nature of Forest Products Industry

The Company's results of operations are, and will continue to be, affected by the cyclical nature of the forest products industry. Prices and demand for logs and manufactured wood products have been, and in the future can be expected to be, subject to cyclical fluctuations. The demand for logs and lumber is primarily affected by the level of new residential construction activity. This activity is subject to fluctuations due to changes in economic conditions, availability and cost of financing for developers, mortgage interest rates, new and existing housing inventory levels, foreclosure rates, population growth, weather conditions and other factors. Decreases in the level of residential construction activity usually will be reflected in reduced demand for logs and lumber resulting in lower prices for the Company's products and lower revenues, profits, and cash flows. In addition to housing starts, demand for wood products is also significantly affected by repair and remodeling activities and industrial uses, demand for which has historically been less cyclical. Furthermore, changes in industry supply of timber affect prices. Although the Company believes sales of timber by United States government agencies will remain at relatively low levels for the foreseeable future, any reversal of policy that substantially increase such sales could significantly reduce prices for logs and lumber, which could have a material adverse effect on the Company. Furthermore, increased imports from foreign countries could reduce the prices the Company receives for its products. Meanwhile, possible reductions of Canadian imports due to mountain pine beetle infestation could increase prices the Company receives for its products.

Limitations on the Company's Ability to Harvest Timber

Revenues from the Company's future operations will depend to a significant extent on its ability to harvest timber pursuant to its harvest plans from its 445,800 acres of timberlands (the "Timberlands"). Harvesting of the Timberlands may be affected by various natural factors, including damage by fire, insect infestation, disease, prolonged drought, severe weather conditions, including ice storms, higher than normal amounts of rainfall, and other causes. The effects of these natural factors may be particularly damaging to young timber. To the extent possible, the Company implements measures to limit the risk of damage from such natural causes. The Company is a participant with state agencies and other timberland owners in cooperative fire fighting and fire surveillance programs. In addition, the Timberlands' extensive system of access roads, firelines, and the physical separation of various tracts provide some protection against fire damage. Nonetheless, one or more major fires on the Timberlands could adversely affect Deltic's operating results. The Timberlands may also be affected by insect infestation, particularly by the southern pine beetle, and by disease. Additionally, the Timberlands may be affected by severe weather conditions, especially ice storms, tornados, and heavy winds. Although damage from such natural causes usually are localized and affects only a limited percentage of the timber, there can be no assurance that any damage affecting the Timberlands will, in fact, be so limited. As is typical in the forest products industry, the Company does not maintain insurance coverage with respect to damage to the Timberlands. The Company does, however, maintain insurance for loss of logs due to fire and other occurrences following their receipt at the Company's sawmills.

Operation of Sawmills

The Company's sawmills are located at Ola in central Arkansas and Waldo in southern Arkansas. The operations of the sawmills are dependent on various factors and there can be no assurance that the Company will be able to continue such operations at current levels of production or that suspension of such operations may not be required in the future. One such factor is the ability of the Company to procure sufficient logs at suitable prices. The Company obtains logs for its sawmills from the Timberlands, other private sources, and federal lands. As discussed above, prices for logs are cyclical and affected primarily by demand for lumber and other products produced from logs. Another such factor is the ability of the Company to find an outlet for the large volume of residual wood products that result from the milling process. The company currently markets such products to third parties for the production of paper and other uses. In addition, the Company sells a significant portion of its residual wood chips to Del-Tin Fiber LLC ("Del-Tin"), a joint venture medium density fiberboard plant near El Dorado, Arkansas, in which the Company owns a 50-percent interest. The continued operation of the sawmills is

subject generally to the risk of business interruption in the event of a fire or other natural disaster, regulatory actions, or other causes. Deltic mitigates this risk through the procurement of casualty and business interruption insurance.

Del-Tin Fiber

Deltic owns 50 percent of the membership interest of Del-Tin Fiber, a joint venture to manufacture and market MDF. The Del-Tin Fiber plant is located near El Dorado, Arkansas. Construction of the plant was completed, and initial production began, in 1998. From inception, through the year 2003, the operating and financial performance of the joint venture failed to meet expectations, but since 2004 the operating performance and MDF market have seen significant improvements. Demand for MDF is subject to many of the same factors as other wood products such as housing starts, furniture production, residential improvements, import fluctuations, and industry capacity. The industry is also facing higher costs resulting from compliance with California Air Resources Board ("CARB") regulations. Additionally, Del-Tin operations are subject to risk of business interruptions due to fire or other natural disasters, regulatory actions, or other causes. Del-Tin procures casualty and business interruption insurance to mitigate this risk. A decline in prices or demand for MDF or disruptions in the manufacturing operations at the Del-Tin Fiber plant could impact the Company's results of operations and cash flows in future periods, as well as Deltic's ability to exit the MDF business if desired in the future.

Competition

The forest products industry is highly competitive in terms of price and quality. The products of the Company are subject to increasing competition from a variety of non-wood and engineered wood products. In addition, the Company is subject to a potential increase in competition from lumber products and logs imported from foreign sources. Any significant increase in competitive pressures from substitute products or other domestic or foreign suppliers could have a material adverse effect on the Company.

Federal and State Environmental Regulations

The Company is subject to extensive and changing federal, state, and local environmental laws and regulations relating to the protection of human health and the environment, the provisions and enforcement of which are expected to become more stringent in the future. The Company has made and will continue to make non-material expenditures to comply with such provisions. Based on currently available information the Company believes environmental regulation will not materially adversely affect the Company, but there can be no assurances that environmental regulation will not have a material adverse effect on the financial condition, results of operations, or liquidity of the Company in the future. Climate control legislation being considered by Congress or potentially more restrictive guidelines issued by governmental regulatory agencies are examples of changes that if approved could increase compliance costs as well as direct manufacturing expenses.

Geographic Concentration and Risk Associated with Real Estate Development

The Company's real estate development projects are located in central Arkansas, specifically, in and west of, Little Rock, Arkansas, and in Hot Springs, Arkansas. Accordingly, the Company's real estate operations are particularly vulnerable to any economic downturns or other adverse events that may occur in this region and to competition from nearby residential housing developments. The Company's results of operations may be affected by the cyclicity of the homebuilding and real estate industries generally. Factors include changes in general and local economic conditions, such as employment levels, consumer confidence and income, housing demand, new and existing housing inventory levels, availability and cost of financing, mortgage interest rates and foreclosures, and changes in government regulation regarding the environment, zoning, real estate taxes, and other local government fees. In addition, the tightening of credit and the economic recession could delay or deter commercial real estate activity and may affect the Company's operating results.

General Economic Conditions

A continued stagnation of the housing industry could impact operating results for the Company. Additionally, a deterioration of the global credit markets and continued weakness of the general economy could adversely affect the Company's access to capital. Similarly, Deltic's customers and suppliers' ability to obtain financing could adversely affect the Company's business if their ability to operate or fund transactions is impaired.

Reliance on Key Personnel

The Company believes that its continued success will depend in large part on its ability to attract and retain highly skilled and qualified personnel. The Company offers management incentives in a manner that are directly linked to the Company's performance, which the Company believes will facilitate the attraction, retention, and motivation of highly skilled and qualified personnel. In this regard, the Company has taken steps to retain its key personnel, including the provision of competitive employee benefit programs. Although the Company will seek to employ qualified individuals in the event that officers or other key employees of the Company cease to be associated with the Company, there can be no assurance that such individuals could be engaged by the Company.

Dividend Policy

The Company currently intends to pay modest quarterly cash dividends. However, the Company anticipates that future earnings will, for the most part, be used to support operations and finance growth of the business. The payment of any dividends will be at the discretion of the Company's Board of Directors (the "Company Board"). The declaration of dividends and the amount thereof will depend on a number of factors, including the Company's financial condition, capital requirements, funds from operations, future business prospects, and such other factors as the Company Board may deem relevant, and no assurance can be given as to the timing or amount of any dividend payments.

Anti-Takeover Effects of Certain Statutory, Charter, Bylaw and Contractual Provisions

Several provisions of the Company's Certificate of Incorporation and Bylaws and of the Delaware General Corporation Law could discourage potential acquisition proposals and could deter or delay unsolicited changes in control of the Company, including provisions creating a classified Board of Directors, limiting the stockholders' powers to remove directors, and prohibiting the taking of action by written consent in lieu of a stockholders' meeting. The preferred stock purchase rights attached to the Company's common stock could have similar anti-takeover effects. In addition, the Company's Board has the authority, without further action by the stockholders, to fix the rights and preferences of and to issue preferred stock. The issuance of preferred stock could adversely affect the voting power of the owners of the Company's common stock, including the loss of voting control to others. Transactions subject to these restrictions will include, among other things, the liquidation of the Company, the merger, consolidation or other combination or affiliation of the Company with another company, discontinuance of or material change in the conduct of a material portion of its businesses independently and with its own employees, redemption or other reacquisition of Company's common stock, and the sale, distribution, or other disposition of assets of the Company out of the ordinary course of business.

These provisions and others that could be adopted in the future could discourage unsolicited acquisition proposals or delay or prevent changes in control or management of the Company, including transactions in which stockholders might otherwise receive a premium for their shares over then current market prices. In addition, these provisions could limit the ability of stockholders to approve transactions that they may deem to be in their best interests.

Item 1B. Unresolved Staff Comments

None.

Item 2. Properties

The Company's properties, primarily located in Arkansas and north Louisiana, consist principally of fee timber and timberlands, purchased stumpage inventory, two sawmills, and residential and commercial real estate held for development and sale. As of December 31, 2010, the Company's gross investment in timber and timberlands; gross property, plant, and equipment; and investment in real estate held for development and sale consisted of the following:

(Thousands of dollars)	
Timberlands	\$ 92,853
Fee timber and logging facilities	232,123
Purchased stumpage inventory	1,298
Real estate held for development and sale	56,101
Land and land improvements	6,232
Buildings and structures	12,522
Machinery and equipment	<u>98,039</u>
	\$ <u>499,168</u>

"Timberlands" consist of the historical cost of land on which fee timber is grown and related land acquisitions stated at acquisition cost. "Fee timber" consists of the historical cost of Company standing timber inventory, including capitalized reforestation costs, and related timber acquisitions stated at acquisition cost. "Logging facilities" consist primarily of the costs of roads constructed and other land improvements. "Purchased stumpage inventory" consists of the purchase price paid for third-party timber, net of amounts harvested. "Real estate held for development and sale" consists primarily of the unamortized costs, including amenities, incurred to develop the real estate for sale and a retail center held for sale. "Land and land improvements" consist primarily of improvements at the Company's two sawmill locations. "Buildings and structures" and "Machinery and equipment" primarily consist of the sawmill buildings and equipment and the Company's two real estate sales offices.

The Company owns all of the properties discussed above. The Company's properties are not subject to mortgages. (For further information on the location and type of the Company's properties, see the descriptions of the Company's operations in Item 1.)

Item 3. Legal Proceedings

From time to time, the Company is involved in litigation incidental to its business. Currently, there are no material legal proceedings.

Item 4. Reserved

Executive Officers of the Registrant

The age (at January 1, 2011), present corporate office, and length of service in office of each of the Company's executive officers and persons chosen to become officers are reported in the following listing. Executive officers are elected annually but may be removed from office at any time by the Board of Directors.

Ray C. Dillon - Age 55; President and Chief Executive Officer and a director of the Company, effective July 1, 2003. Prior to joining the Company, Mr. Dillon was employed at Gaylord Container Corporation, where from April 2000 through December 2002, he was Executive Vice President, and preceding his election as Executive Vice President, he was Vice President, Primary Product Operations from April 1997.

Kenneth D. Mann - Age 51; Vice President, Treasurer, and Chief Financial Officer, effective May 1, 2007. From September 2004 to April 2007, Mr. Mann was Controller. From September 2002, to September 2004, Mr. Mann was Manager of Corporate Governance and Investor Relations. From January 1997 to September 2002, Mr. Mann was Assistant Controller.

Jim F. Andrews, Jr. - Age 46; Vice President, General Counsel, and Secretary, effective October 15, 2010. From July 2001 to October 2010, Mr. Andrews served as in house legal counsel for the Company.

Kent L. Streeter - Age 50; Vice President of Operations, effective November 16, 2003. Prior to joining the Company, Mr. Streeter was Operations Manager of a large paper mill located in the Southeastern United States from January 1997, which has been owned since April 2002, by Temple-Inland, Inc. and prior to that by Gaylord Container Corporation.

David V. Meghreblian - Age 52; Vice President of Real Estate, effective November 16, 2003. From May 2000 to November 2003, Mr. Meghreblian was Vice President of Operations for the Company. From November 1996 to April 2000, Mr. Meghreblian was General Manager of Planning and Investor Relations for Deltic. Prior to such time, Mr. Meghreblian was General Manager of Project Development, a position he held beginning in November 1995.

Byrom L. Walker - Age 49; Controller, effective May 1, 2007. From March 2006 to May 2007, Mr. Walker was Manager of Financial Reporting. Prior to joining the Company, Mr. Walker was Corporate Controller for Teris, L.L.C., a division of Suez S.A., a position he held from 2004.

Phillip A. Pesek - Age 54; Vice President, General Counsel, and Secretary, effective October 22, 2007. Prior to joining the Company, Mr. Pesek was Vice President, General Counsel, and Secretary of Anthony Forest Products Company, from December 2005 to October 2007. From April 2001 to November 2005, he was Senior Director - International for The Home Depot Inc. Mr. Pesek resigned effective October 7, 2010.

PART II

Item 5. Market for Registrant's Common Equity, Related Stockholder Matters, and Issuer Purchases of Equity Securities

Common stock of Deltic Timber Corporation is traded on the New York Stock Exchange under the symbol "DEL." The following table sets forth the high, low, and closing prices, along with the quarterly dividends declared, for each of the quarters indicated:

		Sales Prices ¹			Dividend per Common Share
		<u>High</u>	<u>Low</u>	<u>Close</u> ²	
2010					
First Quarter	\$	53.50	40.48	44.05	.075
Second Quarter	\$	55.93	41.80	41.80	.075
Third Quarter	\$	47.78	38.78	44.80	.075
Fourth Quarter	\$	61.02	42.75	56.34	.075
2009					
First Quarter	\$	46.74	27.83	39.41	.075
Second Quarter	\$	43.52	32.42	35.47	.075
Third Quarter	\$	51.87	34.05	45.77	.075
Fourth Quarter	\$	50.57	38.07	46.18	.075

¹ Daily closing price.

² At period end.

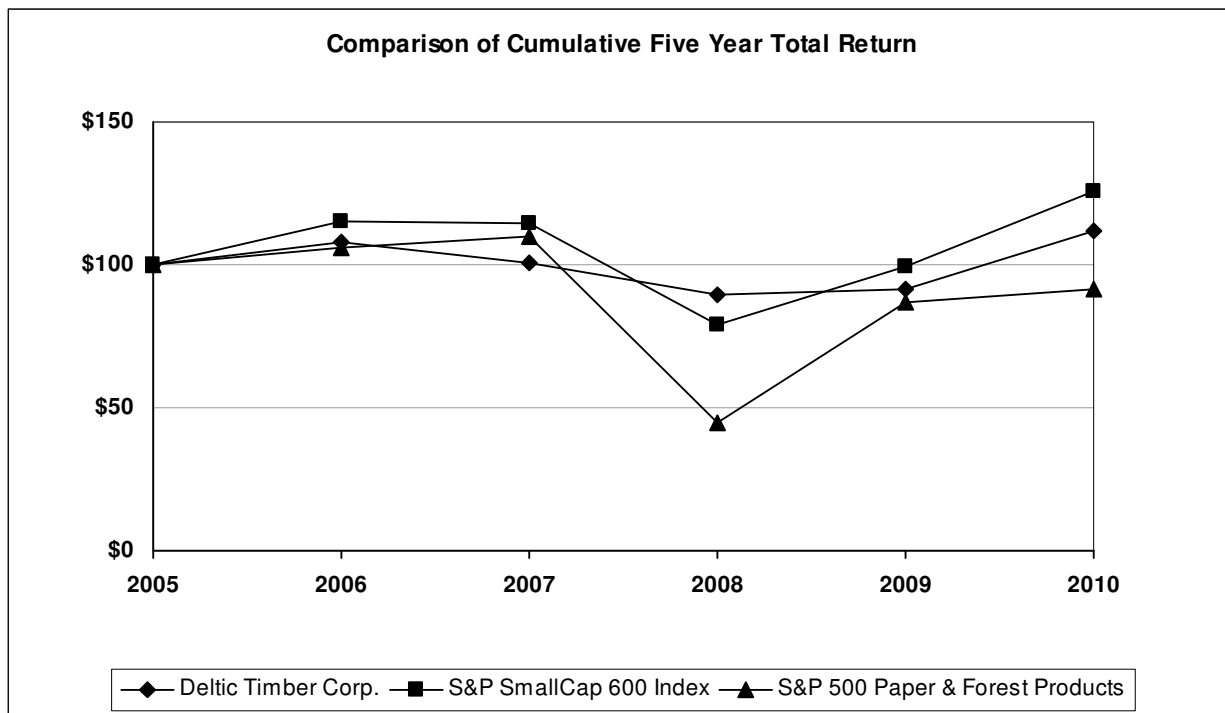
Common stock dividends were declared to be paid for each quarter during 2010 and 2009. As of December 31, 2010, there were approximately 1,004 stockholders of record of Deltic's common stock.

In December 2000, the Company's Board of Directors authorized a stock repurchase plan of up to \$10 million of Deltic common stock. On December 13, 2007, Deltic announced an expansion of its repurchase program by \$25 million. There is no stated expiration date regarding this authorization. There were no purchases of shares under the program for the first nine months of 2010. Information pertaining to this plan for the fourth quarter of 2010 is presented in the table below.

<u>Period</u>	<u>Total Number of shares Purchased</u>	<u>Average Price Paid Per Share</u>	<u>Total Number of Shares Purchased as Part of Publicly Announced Plans or Programs</u>	<u>Maximum Approximate Dollar Value of Shares that May Yet Be Purchased Under the Plans or Programs</u>
October 1 through October 31, 2010	-	-	-	\$ 20,434,011
November 1 through November 30, 2010	-	-	-	\$ 20,434,011
December 1 through December 31, 2010	-	-	-	\$ 20,434,011

Information regarding securities authorized for issuance under equity compensation plans required by this item is contained in Item 12 of this Form 10-K and is incorporated herein by reference.

Item 5. Market for Registrant’s Common Equity, Related Stockholder Matters, and Issuer Purchases of Equity Securities (cont.)



The graphed stock performance represents the cumulative total return for the Company’s common stock compared to issuers with similar capitalization, and to peer industry issuers for the period December 31, 2005, through December 31, 2010. The calculated returns assume an investment of \$100 on December 31, 2005, and that all dividends were reinvested.

Item 6. Selected Financial Data

The following table presents certain selected consolidated financial data for each of the years in the five-year period ended December 31, 2010.

(Thousands of dollars, except per share amounts)	<u>2010</u>	<u>2009</u>	<u>2008</u>	<u>2007</u>	<u>2006</u>
Results of Operations for the Year					
Net sales	\$ 141,623	112,012	129,524	128,255	153,112
Operating income	\$ 17,909	5,870	7,505	19,959	18,721
Net income	\$ 12,397	3,688	4,384	11,111	11,323
Comprehensive income/(loss).....	\$ 14,880	5,386	(915)	14,638	11,621
Earnings per common share					
Basic	\$.99	.30	.35	.89	.91
Assuming dilution.....	\$.99	.30	.35	.89	.89
Cash dividends declared per common share	\$.30	.30	.30	.30	.30
Net cash provided/(required) by					
Operating activities	\$ 28,898	16,914	10,890	18,213	23,771
Investing activities.....	\$ (864)	(25,772)	(19,985)	(10,993)	(8,858)
Financing activities	\$ (28,986)	11,228	835	(7,906)	(5,192)
Percentage return on					
Average stockholders' equity.....	5.6	1.8	2.0	5.2	5.5
Average borrowed and invested capital	5.3	2.5	3.4	5.7	5.6
Average total assets	3.5	1.1	1.3	3.4	3.5
Capital Expenditures for the Year					
Woodlands	\$ 6,144	25,075	11,436	4,978	3,333
Mills	5,330	3,006	6,874	5,345	8,763
Real Estate	3,859	4,464	11,222	10,171	15,612
Corporate.....	<u>235</u>	<u>160</u>	<u>122</u>	<u>74</u>	<u>59</u>
	<u>\$ 15,568</u>	<u>32,705</u>	<u>29,654</u>	<u>20,568</u>	<u>27,767</u>
Financial Condition at Year-End					
Working capital	\$ 2,520	5,414	4,069	6,609	12,710
Current ratio	1.16 to 1	1.41 to 1	1.34 to 1	1.40 to 1	2.15 to 1
Total assets.....	\$ 343,273	352,203	334,733	328,744	324,266
Long-term debt	\$ 65,611	91,222	75,833	66,667	70,000
Stockholders' equity.....	\$ 230,011	216,299	213,164	218,086	207,481
Long-term debt to stockholders' equity ratio285 to 1	.422 to 1	.356 to 1	.306 to 1	.337 to 1

Item 7. Management's Discussion and Analysis of Financial Condition and Results of Operations

Introduction

Deltic Timber Corporation ("Deltic" or the "Company") is a natural resources company engaged primarily in the growing and harvesting of timber and the manufacture and marketing of lumber. Deltic owns approximately 445,800 acres of timberland, mainly in Arkansas and north Louisiana. The Company's sawmill operations are located at Ola in central Arkansas (the "Ola Mill") and at Waldo in south Arkansas (the "Waldo Mill"). In addition to its timber and lumber operations, the Company is engaged in real estate development in central Arkansas. The Company also holds a 50 percent interest in Del-Tin Fiber LLC ("Del-Tin Fiber"), a joint venture to manufacture and market medium density fiberboard ("MDF"). Deltic is a calendar-year company for both financial and income tax reporting.

The Company is organized into four segments: (1) Woodlands, which manages all aspects of the timberlands including harvesting and sale of timber, timberland sales and acquisitions, oil and gas mineral revenues, and hunting land leases; (2) Mills, which consists of Deltic's two sawmills that manufacture a variety of softwood lumber products; (3) Real Estate, which includes the Company's real estate developments and a related country club operation; and (4) Corporate, which consists of executive management, accounting, information systems, human resources, purchasing, treasury, income tax, and legal staff functions that provide support services to the operating business units. The Company currently does not allocate the cost of maintaining these support functions to its operating units.

The Company's timberlands consist primarily of Southern Pine, known in the industry as a type of "softwood." Deltic considers its timberlands to be the Company's most valuable asset and the harvest of stumpage to be its most significant and consistent source of income. Deltic's goal in managing its timber assets is to increase productivity and maximize the long-term value. Deltic follows Sustainable Forest Initiative ("SFI") Standards in managing its timberlands. Some of the attributes of the SFI program philosophy include healthy, productive forests yield immense environmental, social, and economic benefits. The Company harvests timber from the timberlands in accordance with its harvest plans and sells such timber in the domestic market or converts it to lumber in its sawmills. The Woodlands' stumpage that is supplied to the Company's sawmills is transferred at prices that approximate market in its operating regions. Deltic derives additional revenues from its timberlands in the form of hunting leases, mineral lease rentals, mineral royalties, and land easements. In late 1996, the Company implemented a timberland acquisition program to enable it, when desired, to increase harvest levels, while expanding its timber inventory. As a part of this program the Company sells tracts of non-strategic timberland when market conditions allow and replaces them with acres located in its current operating area that will provide a growing platform for Southern Pine sawtimber.

The Company's two sawmills employ modern technology in order to improve efficiency, reduce labor costs, maximize utilization of the timber resource, and maintain high standards for production quality, while keeping safety as one of its highest priorities. In addition, each mill is strategically located near significant portions of the Company's timberlands, which provide a stable source of raw material stumpage. The mills produce a variety of lumber products, including dimension lumber, timbers, and boards. These lumber products are sold primarily to wholesale distributors, large retailers, industrial accounts, lumber treaters, and truss manufacturers in the southern and mid-western United States and are used mainly in residential construction, roof trusses, remanufactured products, and laminated beams.

The Company's real estate operations were started in 1985 to maximize the value of higher and better use timberland strategically located in the growth corridor of west Little Rock, Arkansas. Since that time, the Company has been developing Chenal Valley, a premier planned community consisting of 4,800 acres of residential and commercial properties. The property is being developed in stages, and real estate sales to date have consisted primarily of residential lots, which are sold to builders or individuals, and commercial sites. In addition to Chenal Valley, Deltic has developed Chenal Downs, a 400-acre development located just outside Chenal Valley, and is developing Red Oak Ridge, an 800-acre development in Hot Springs, Arkansas.

Deltic's joint venture plant operation, Del-Tin Fiber, is located near El Dorado, Arkansas and is designed to have a rated annual production capacity of 150 million square feet ("MMSF") of medium density fiberboard on a 3/4 inch basis. MDF, which is used primarily in the furniture, store fixture, laminate flooring, and molding industries, is manufactured from sawmill residuals such as chips, shavings, and sawdust, which are pressed and held together by an adhesive bond.

Executive Overview

Deltic is primarily a wood products producer operating in a commodity-based business environment, with a major diversification in real estate development. The wood products business is affected by a number of factors, including general economic conditions, employment levels, interest rates, credit availability and associated costs, imports, foreign exchange rates, housing starts, new and existing home inventories, residential and commercial real estate foreclosures, residential repair and remodeling, commercial construction, industry capacity and production levels, the availability of raw materials, cost of fuel, and weather conditions. Given its relative size and the nature of most commodity markets, the Company has little or no influence over the market's pricing levels for its wood products. Accordingly, Deltic's management focuses on increasing productivity and reducing controllable costs and expenses in its manufacturing processes. Sales of real estate are affected by many of the same factors affecting the housing industry such as general economic conditions, consumer and builder confidences, interest rates, real estate foreclosures, new and existing home inventories, and the availability and cost of credit as such factors are manifested in the Company's operating area of central Arkansas.

Significant accomplishments for the Company's operating segments during the year of 2010 include: (1) the Woodlands segment sold approximately 4,100 acres of non-strategic timberland; (2) the Woodlands segment leased approximately 14,000 net mineral acres in south Arkansas and north Louisiana for \$4.3 million, which will be recognized as revenue over the approximate lease terms of three to four years; (3) the Mills segment reported operating profit for the year, primarily due to improved pricing and higher sales volumes caused by a temporary supply/demand imbalance; (4) the Real Estate segment completed a 19-acre commercial real estate sale at a sales price of \$334,000 per acre; and (5) Del-Tin Fiber had improved operating results related to increased MDF production to replace imports from Chile after an earthquake interrupted the supply of moldings it normally exports to the U.S.

The Woodlands segment is the Company's core operating segment. It reported an operating income increase of \$1 million, or four percent, over the 2009 results, primarily due to increased revenues from pine sawtimber and pulpwood harvested, hardwood sawtimber harvested, and oil and gas royalties. These positive factors were partially offset by a decreased margin on timberland sales, increased road maintenance cost, and increased cost of fee timber harvested. When compared to 2009, the 2010 pine sawtimber harvest volume increased 31,000 tons, or five percent, to 610,000 tons, but the average sales price declined seven percent to \$27 per ton. The 2010 pine pulpwood harvest volume was 344,000 tons, an 11 percent increase from 2009, at the same average per-ton sales price of \$11. The hardwood sawtimber volume increased from 2009 by 6,000 tons, 31 percent, to 26,000 tons, and the average sales price increased 16 percent to \$36 per ton.

While lumber production levels within a region can influence pine sawtimber prices, lumber prices themselves typically do not. Over the long-term, there is a fundamental correlation between lumber prices and pine sawtimber prices. However, in the short-term, the geographical size differential between the lumber and pine sawtimber markets results in the two acting somewhat independently of each other. Pine sawtimber markets operate within local areas, with sales being mainly to sawmills. These mills are subject to a relatively fixed level of raw material requirements that is driven by the facilities' required production levels. Changes in pricing levels within the lumber market typically do not have an immediate effect on the existing demand for raw materials in the short-term; therefore, the resulting impact on pine sawtimber prices will usually lag in timing and will be less volatile than the market for lumber. This trend would also be true in the short-term during times of a depressed lumber market. Ultimately, the

Company's ability to sell pine sawtimber at acceptable prices in the future will be dependent upon the size or existence of markets for manufactured lumber and other wood products. The Company continues to manage the harvest level of its forests on a sustainable-yield basis.

Timberland designated as higher and better use consists of tracts with market values that exceed the land's worth as a pine timber growing platform. Deltic's approximately 57,000-acre timberland holdings in the expanding westward growth corridor of Little Rock, Arkansas, is an example of such land. Non-strategic timberland is composed of hardwood bottomland acreage unsuitable for the growing of pine timber, tracts too small to allow efficient timber management, tracts geographically isolated from other Company fee lands, or any other acreage not deemed strategic to Deltic's operations or growth. Approximately 4,100 acres of non-strategic timberland, primarily hardwood bottomland, were sold during 2010. When possible, the Company utilizes tax deferring, like-kind exchanges to minimize tax consequences of timberland sales. In 2010, Deltic reinvested hardwood bottomland sale proceeds into approximately 1,300 acres of pine producing timberland.

In addition to pine and hardwood timber sales, the Company receives other benefits of land ownership such as revenues from hunting leases, mineral lease rentals, mineral royalties, and land easements that provide income to the Woodlands segment. The segment reported hunting lease income of \$2 million in 2010 and \$1.9 million in 2009. Total mineral revenues, consisting of mineral lease rentals and net oil and gas royalties, were \$5.7 million in 2010, compared to \$4.1 million in 2009. The majority of this revenue currently comes from an area known as the Fayetteville Shale Play, an unconventional natural gas reservoir being developed in the state of Arkansas. The Company has under lease or held by production approximately 29,100 net mineral acres in the Fayetteville Shale Play. During 2010, the Company received net royalty payments of \$3 million from the Fayetteville Shale Play, compared to \$1.6 million in 2009. The increase was due to additional wells in production compared to a year ago. The total of all net oil and gas royalty income inclusive of the Fayetteville Shale Play, was \$3.7 million in 2010 and \$2.1 million in 2009. The total income from mineral lease rentals was \$2 million in 2010 and 2009. In the fourth quarter of 2010, Deltic leased approximately 14,000 net mineral acres in the south Arkansas/north Louisiana area for \$4.3 million. This revenue will be recognized over the term of the lease rental agreements, which typically span three to four years. The ultimate benefit to Deltic from mineral leases remains speculative and unknown to the Company and is contingent on the successful completion of producing wells on Company lands and the prices received for crude oil and natural gas.

The Mills segment benefitted from a higher average per-unit sales price, increased sales volumes, and lower per-unit production costs to generate operating profits of \$7.3 million for 2010, a \$13.1 million improvement over 2009. Sales realizations improved in the first half of the year due to a temporary weather-related supply/demand imbalance, but slumped in the second half of 2010 as supply levels increased. Current forecasts for the housing industry remain weak, and Deltic will continue to monitor product demand and adjust production levels to balance with market demand. As with any commodity market, the Company expects the historical volatility of lumber prices to continue in the future, and management will respond with timely decisions to take advantage of the market supply and demand situations. Since commodity-based markets rarely benefit from real price growth, after inflation, Deltic focuses on improving production efficiencies and the cost structure at its lumber mills as evidenced by year-over-year per-unit cost reduction in its manufacturing operations.

As economic conditions improved and interest rates remained low, the number of residential lots sold in 2010 doubled the number sold in 2009, to 28 lots sold. This includes the sale of eight lots in a new small-lot neighborhood the Company opened in 2010. Buyers responded well to the offering of this new development, and all 20 lots were put under contract prior to construction. Deltic's lot development plans are designed to provide for the availability of lots in many different price ranges to fulfill the planned-community program. The average sales price for residential lots sold in 2010 was \$81,000, an increase of 11 percent when compared to 2009, due to the current-year sales mix. At December 31, 2010, developed but uncommitted residential lots in Chenal Valley, Chenal Downs, and Red Oak Ridge were 192, 12, and 54, respectively. The Company continues to focus on the long-term financial returns from the total build-out of the Chenal Valley and Red Oak Ridge developments and deems the recent negative trends to reflect anticipated fluctuations, which will have a minimal impact on the overall real estate business model.

A tabular summary of Deltic's residential real estate activity is as follows:

<u>Residential Lots</u>		<u>Lots Sold in 2010</u>	<u>Lots Sold Since Inception</u>	<u>Unsold Developed Lots</u>	<u>Future Lots to Develop</u>	<u>Estimated Total Lots</u>
<u>Development</u>	<u>Market</u>					
Chenal Valley	Little Rock	22	2,534	204	1,862	4,600
Chenal Downs	Little Rock	1	64	12	-	76
Red Oak Ridge	Hot Springs	5	92	55	853	1,000
		<u>28</u>	<u>2,690</u>	<u>271</u>	<u>2,715</u>	<u>5,676</u>

In 2010, a major health care provider in Arkansas closed on a 19-acre site in the second phase of a two-part commercial real estate acquisition from the Company to be used for a lifestyle medical center. Ground breaking for the medical center, located near "The Promenade at Chenal," an upscale shopping center within Chenal Valley, occurred in January 2011 and is influencing interest in Deltic's commercial real estate adjacent to this area. Future pricing trends for commercial real estate sales are difficult to predict and are influenced by multiple factors, which include intended use of the site, property location, and acres available. There is no commercial acreage included in the Chenal Downs development. Red Oak Ridge, the Company's Hot Springs area development, will include a small amount of commercial property to be determined by the final actual land usages. The Company will begin to develop and offer commercial sites as this development's population density increases.

A tabular summary of Deltic's commercial real estate activity is as follows:

<u>Commercial Acres</u>		<u>Acres Sold in 2010</u>	<u>Acres Sold Since Inception</u>	<u>Acres Remaining</u>	<u>Estimated Total Acres</u>
<u>Development</u>	<u>Market</u>				
Chenal Valley	Little Rock	<u>19</u>	<u>364</u>	<u>473</u>	<u>837</u>

Deltic real estate activities primarily involve residential lots and commercial acreage; however, the Company has constructed a small number of speculative homes in the Red Oak Ridge development to serve as a catalyst for increasing lots sales activity. This activity has been reviewed for potential triggers for impairment testing, as appropriate. However, management is of the opinion that no such triggering event has occurred.

A tabular summary of Deltic's speculative home activity is as follows:

<u>Development</u>	<u>Market</u>	<u>Homes Sold in 2010</u>	<u>Homes Constructed Since Inception</u>	<u>Homes Sold Since Inception</u>	<u>Homes Unsold</u>

Operating results for Del-Tin Fiber are affected by the overall MDF market and the plant's operating performance. When compared to 2009, equity in earnings of Del-Tin Fiber increased \$1.9 million to \$4.1 million in 2010. The improvement is due primarily to an increase in sales volume, which increased 29.1 MMSF over 2009 sales volume. The increased sales volume was primarily due to an earthquake in Chile on February 27, 2010, that created supply interruptions to the U.S. and afforded Del-Tin Fiber the opportunity to meet demand as building suppliers turned to the U.S. market to fill inventory needs. Effective January 1, 2011, all MDF panel producers in the United States must comply with a new

regulation that requires the finished product to contain much less formaldehyde compared to the amount that was previously allowed. Del-Tin Fiber met these new regulations by the end of 2010.

Significant Events

During 2010, Deltic successfully reduced its long-term debt outstanding by \$25.6 million.

Results of Operations

In the following tables, Deltic's net sales and results of operations are presented for the three years ended December 31, 2010, 2009 and 2008. Explanations of significant variances and additional analyses for the Company's consolidated and segmental operations follow the tables.

(Millions of dollars, except per share amounts)	<u>Years Ended December 31,</u>		
	<u>2010</u>	<u>2009</u>	<u>2008</u>
Net sales			
Woodlands	\$ 43.5	40.1	46.0
Mills	99.4	75.7	91.4
Real Estate	16.0	13.1	11.4
Eliminations	<u>(17.3)</u>	<u>(16.9)</u>	<u>(19.3)</u>
Net sales	<u>\$ 141.6</u>	<u>112.0</u>	<u>129.5</u>
Operating income			
Woodlands	\$ 24.4	23.4	27.8
Mills	7.3	(5.8)	(4.8)
Real Estate	2.2	.2	(1.9)
Corporate	(16.0)	(12.6)	(13.1)
Eliminations	<u>-</u>	<u>.7</u>	<u>(.5)</u>
Operating income	17.9	5.9	7.5
Equity in Del-Tin Fiber	4.1	2.2	2.3
Interest income	.1	.1	.3
Interest and other debt expense	(3.5)	(3.6)	(5.2)
Interest capitalized	.1	.1	.5
Other income	-	.1	-
Income taxes	<u>(6.3)</u>	<u>(1.1)</u>	<u>(1.0)</u>
Net income	<u>\$ 12.4</u>	<u>3.7</u>	<u>4.4</u>
Earnings per common share			
Basic	\$.99	.30	.35
Assuming dilution	\$.99	.30	.35

Consolidated

Net income for 2010 was \$8.7 million more than 2009 due to improved operating income from all three operating segments and to increased equity in earnings of Del-Tin Fiber, partially offset by increased Corporate general and administrative expenses.

Net income for 2009 was \$3.7 million, a decrease of \$.7 million when compared to 2008. The decline in net income was caused by decreased operating income in the Woodlands and Mills segments, which were partially offset by improved operating results for the Real Estate segment and decreased interest expense.

Operating income for 2010 increased \$12 million when compared to 2009. The Woodlands segment increased \$1 million due primarily to higher harvest volumes and increased net revenues from oil and gas royalties, partially offset by a decreased margin on timberland sold and increased cost of fee timber harvested. The Mills segment's operating income increased \$13.1 million due to a higher average sales price per MBF of lumber sold, increased sales volume, and a lower per-unit cost of lumber sold. The Real Estate segment results improved \$2.0 million primarily due to the sale of 19 acres of commercial property at a 48 percent higher average sales price per acre than the 18 acres sold in 2009. The \$3.4 million increase in Corporate expense is mainly due to higher general and administrative expense, primarily professional fees and employee incentive expense. Del-Tin Fiber improved \$1.9 million mainly due to an increased sales volume.

Operating income for 2009 decreased \$1.6 million, or 21 percent, when compared to 2008. The Woodlands segment decreased \$4.4 million due primarily to a lower per-ton sales price for pine sawtimber, a lower harvest volume and average per-ton sales price for pine pulpwood, and fewer acres of non-strategic timberland sold. Operating results for the Mills segment decreased \$1 million due mainly to a lower average sales price per unit of lumber sold. Real estate operating income increased \$2.1 million due to the sale of approximately 18 acres of commercial property in 2009. Corporate operating expense decreased by \$.5 million due to lower general and administrative expense.

Woodlands

Selected financial and statistical data for the Woodlands segment is shown in the following table.

	<u>2010</u>	<u>2009</u>	<u>2008</u>
Net sales (millions of dollars)			
Pine sawtimber	\$ 16.8	16.5	19.0
Pine pulpwood	3.9	3.3	5.8
Hardwood sawtimber	.9	.6	.3
Hardwood pulpwood	1.2	1.1	1.0
Oil and gas lease rentals	2.0	2.0	2.0
Oil and gas royalties	4.2	2.0	1.6
Hunting leases	2.0	1.9	1.8
Sales volume (thousands of tons)			
Pine sawtimber	610	579	580
Pine pulpwood	344	311	390
Hardwood sawtimber	26	20	9
Hardwood pulpwood	119	126	93
Sales price (per ton)			
Pine sawtimber	\$ 27	29	33
Pine pulpwood	11	11	15
Hardwood sawtimber	36	31	34
Hardwood pulpwood	10	9	11
Timberland			
Net sales (millions of dollars)	\$ 6.6	6.9	8.9
Sales volume (acres)	4,061	4,051	5,062
Sales price (per acre)	\$ 1,600	1,700	1,800

Total net sales in 2010 increased \$3.4 million, or eight percent, when compared to 2009. The pine sawtimber harvest volume increased five percent over 2009, but was partially offset by a seven percent lower per-ton sales price. Pine pulpwood harvest volumes increased 11 percent, and the per-ton

price remained unchanged from a year ago. The hardwood sawtimber harvest volume in 2010 increased 31 percent and the per-ton price increased 16 percent from 2009. Oil and gas royalties increased \$2.2 million from 2009. Sales of timberland decreased \$.4 million due to a lower average sales price per acre sold.

Total net sales in 2009 decreased \$5.9 million, or 13 percent, when compared to 2008. Sales of pine sawtimber decreased \$2.5 million due to a lower average sale price. Pine pulpwood sales decreased \$2.5 million due to lower harvest volume and a lower average sales price per ton. Timberland sales decreased \$2 million due primarily to fewer acres sold. Partially offsetting the decreases were a \$.3 million increase in hardwood sawtimber revenues, a \$.4 million increase in oil and gas royalty income, and a \$.2 million increase in lease income.

Operating income for the Woodland's segment for 2010 increased \$1 million, or four percent, due to the items causing the increase in net sales, offset by an increase in the cost of fee timber harvested and increases in road maintenance expense on Company fee timberlands. The Woodlands segment's operating income for 2009 was \$4.4 million lower than 2008 due to the decrease in net sales, partially offset by a lower cost of timberland sold due to fewer acres sold, lower cost of fee timber harvested, and reduced silviculture expense.

Mills

Selected financial and statistical data for the Mills segment is shown in the following table.

	<u>2010</u>	<u>2009</u>	<u>2008</u>
Net sales (millions of dollars)			
Lumber	\$ 78.4	58.0	70.5
Residual products	16.2	14.5	16.6
Lumber			
Finished production (MMBF)	265	230	246
Sales volume (MMBF)	271	232	255
Sales price (per MBF)	\$ 290	250	277

Net sales in 2010 increased \$23.7 million, or 31 percent, when compared to 2009. The increase was due to a 17 percent higher lumber sales volume combined with a \$40, or 16 percent, higher sales price per MBF of lumber sold. The increased sales volume was due to increased operating hours to meet market demand and to improved operating efficiencies.

Total sales in 2009 decreased \$15.7 million, or 17 percent, when compared to 2008. The decrease was due to lower sales volumes as Deltic reduced operating hours to meet lower market demands, compounded by a lower average lumber sales price.

The increase in the Mills segment operating income for 2010 was due to the same factors affecting sales revenues combined with lower per-unit production costs due to increased production. The Mills segment's operating loss for 2009 was \$1 million more than 2008 due to the lower average lumber sales price per MBF, which was partially offset by lower production and log costs.

Real Estate

Selected financial and statistical data for the Real Estate segment is shown in the following table.

	<u>2010</u>	<u>2009</u>	<u>2008</u>
Net sales (millions of dollars)			
Residential lots	\$ 2.3	1.0	3.0
Commercial acres	6.3	4.0	-
Speculative homes	-	.6	-
Sales volume			
Residential lots	28	14	39
Commercial acres	19	18	-
Speculative homes	-	1	-
Average sales price (thousands of dollars)			
Residential lots	\$ 81	73	78
Commercial acres	334	225	-
Speculative homes	-	556	-

Total net sales for 2010 increased \$2.9 million, or 22 percent, compared to 2009 due to an increase in the average per-acre sales price received on commercial acreage sold, and to a 100 percent increase in the number of residential lots sold, combined with a higher average sales price per residential lot sold.

Total net sales for 2009 increased \$1.7 million, or 15 percent, compared to 2008 due to an increase in the commercial acres sold, partially offset by fewer sales of residential lots at a lower average sales price per lot.

The changes in the Real Estate segment's operating income were due primarily to the same factors impacting net sales.

Corporate

The increase of \$3.4 million in operating expense for Corporate functions in 2010 was due to higher general and administrative expenses, primarily employee incentive plan expenses, resulting from the improved financial results for the year, and increased professional fees.

The \$.5 million decrease in operating expense for Corporate functions in 2009 compared to 2008 was primarily due to lower professional fees.

Eliminations

Intersegment sales of timber from Deltic's Woodlands segment to the Mills segment were \$17.3 million in 2010, \$16.9 million in 2009, and \$19.3 million in 2008. The \$.4 million increase during 2010 was due primarily to an increase in volume, partially offset by a slightly lower average transfer price. The \$2.4 million decrease during 2009 was due primarily to a lower average transfer price. Intersegment transfer prices approximate market prices.

Equity in Del-Tin Fiber

For the year ended December 31, 2010, equity in Del-Tin Fiber recorded by the Company was \$4.1 million compared to \$2.2 million in 2009 and \$2.3 million in 2008.

Additional selected financial and statistical data for Del-Tin Fiber is shown in the following table.

	<u>2010</u>	<u>2009</u>	<u>2008</u>
Net sales (millions of dollars)	\$ 71.7	54.6	66.5
Finished production (MMSF)	128.0	99.1	115.4
Board sales (MMSF)	130.0	100.9	113.0
Sales price (per MSF)	\$ 501	500	538

Sales volume for 2010 increased 29 percent from 2009 with only a slight change in the average per-unit sales price. The increased sales volume was mainly due to an interruption of molding imports from Chile during the first half of the year, which was caused by an earthquake on February 27, 2010.

Average prices for 2009 decreased from 2008 due to a decrease in sales of thin board, partially offset by lower raw material costs.

Interest Income/Expense

Interest expense for 2010 decreased \$.1 million compared to 2009 due to lower average outstanding debt. Interest expense for 2009 decreased \$1.6 million compared to 2008 due to lower interest rates.

Income Taxes

The effective income tax rate was 34 percent, 23 percent, and 18 percent in 2010, 2009, and 2008, respectively. The increase in the effective income tax rate for 2010 versus 2009 was due primarily to the expiration in 2009 of reduced tax rates on timber capital gains. The increase from 2008 to 2009 was due to no discrete tax benefit items in 2009.

Liquidity and Capital Resources

Cash Flows and Capital Expenditures

Net cash provided by operating activities totaled \$28.9 million for the year ended December 31, 2010, which compares to \$16.9 million for 2009, and \$10.9 million for 2008. Changes in operating working capital other than cash and cash equivalents provided cash of \$2.3 million in 2010 and \$1.6 million in 2009, while requiring cash of \$2.7 million in 2008. The Company's accompanying Consolidated Statements of Cash Flows and Note 17 of the Consolidated Financial Statements identify other differences between income and cash provided by operating activities for each reported year.

Capital expenditures required cash of \$15.4 million in 2010, \$32.7 million in 2009, and \$29.3 million in 2008. Total capital expenditures, by segment, for the years ended December 31, 2010, 2009, 2008, are presented in the following table.

(Millions of dollars)	<u>2010</u>	<u>2009</u>	<u>2008</u>
Woodlands, including non-cash land exchanges	\$ 6.2	25.1	11.5
Mills	5.3	3.0	6.9
Real Estate, including development expenditures	3.9	4.5	11.2
Corporate	<u>.2</u>	<u>.1</u>	<u>.1</u>
Total capital expenditures	15.6	32.7	29.7
Non-cash land exchange	<u>(.2)</u>	<u>-</u>	<u>(.4)</u>
Total capital expenditures requiring cash	<u>\$ 15.4</u>	<u>32.7</u>	<u>29.3</u>

Woodlands capital expenditures included timberland acquisitions of approximately 1,300 acres at a cost of \$1.6 million in 2010; 14,000 acres at a cost of \$21.8 million in 2009; and 5,000 acres at a cost of \$7.5 million in 2008. Reforestation site preparation and planting required \$3.6 million in 2010, \$2.9 million in 2009, and \$3.3 million in 2008 and were the result of expansion of the Company's planting program due to final harvests of mature stands necessitating regeneration, and to recent acquisitions of timberland. In addition, the Company spent \$.6 million for construction of roads on Company fee timberlands in 2010.

The majority of capital expenditures at the Ola Mill during 2010 were maintenance related and included \$.7 million for various system upgrades and replacements, \$.4 million for hardsurfacing, \$.3 million for new forklifts, and \$.2 million for additional land at the plant site. Capital expenditures at the Waldo Mill included \$1.3 million for boiler upgrades, \$.7 million for log loaders and forklifts, \$.4 million for hardsurfacing, \$.3 million for a machine stress rated lumber grading machine, \$.3 million for mill air compressors, \$.4 million for kiln upgrades and carts, and \$.3 million for various system upgrades and replacements.

Capital expenditures for 2009 included \$.3 million for hard surfacing and \$.8 million for various system upgrades and replacements at the Ola Mill and included \$.4 million for the reskin of two kilns and baffle replacements, \$.3 million for forklifts, \$.2 million to upgrade and relocate a motor control center, and \$.2 million for hard surfacing at the Waldo Mill.

Significant capital expenditures for the Mills segments during 2008 included \$3.3 million for a log bucking system, \$.3 million for saw filing automation, and \$.2 million for a planer blow system upgrade at the Ola Mill. At the Waldo Mill, 2008 expenditures included \$.5 million for new forklifts and a log loader, \$.4 million for a gang control and hydraulic valve upgrade, \$.2 million for a planer hog, and \$.2 million for a planer blow system upgrade.

Capital expenditures for Real Estate operations related to the cost of residential lot development totaled \$.6 million in 2010, \$.3 million in 2009, and \$1 million in 2008. There were no land acquisitions in 2010, while land acquisitions in 2009 required \$.2 million and \$5.9 million in 2008. Infrastructure related cost required \$.1 million in 2010 and \$.2 million in 2008. Golf course renovations totaled \$.4 million in 2010 and \$.2 million in 2009. Expenditures for course maintenance equipment totaled \$.2 million in 2010 and \$.1 million in both 2009 and 2008. The Company expended \$.3 million on clubhouse renovations in 2008, finalizing the clubhouse renovations begun in 2007. In 2008, at Red Oak Ridge, \$.6 million was expended on construction of the speculative homes with no expenditures in 2009 or 2010.

Deltic had commitments of \$.6 million for capital projects in progress at December 31, 2010. Commitments include \$.4 million for the completion of various projects at the mills, and \$.2 million for residential and commercial site development and amenity improvements at the Company's real estate developments.

The net change in purchased stumpage inventory provided cash of \$1.2 million in 2010, required cash of \$.2 million in 2009, and provided cash of \$1.2 million in 2008. Advances to Del-Tin Fiber by the Company amounted to \$1.8 million, \$3.8 million, and \$6.5 million in 2010, 2009, and 2008, respectively. The Company received cash repayments from Del-Tin Fiber of \$6.7 million in 2010, \$5.3 million in 2009, and \$6.2 million in 2008. Funds held by trustees to be used to acquire timberland designated as "replacement property" as required for income tax-deferred exchanges, decreased \$4.1 million in 2010, and \$.2 million in 2009, while increasing \$3.5 million 2008. Initiation fees received from members joining Chenal Country Club are accounted for as a reduction in cost basis of the club rather than net sales, and amounted to \$.4 million 2010, \$.5 million in 2009, and \$.7 million in 2008.

During 2010, Deltic borrowed \$20.3 million under its revolving credit facility and repaid \$45.9 million of debt. The Company borrowed \$23.5 million under its revolving credit facility and repaid a total of \$8.1 million of debt in 2009. In 2008, the Company borrowed \$35 million under its revolving credit facility and repaid \$28 million of debt.

There were no purchases of treasury stock in 2010, while the Company purchased 35,571 shares of treasury stock in 2009 for \$1.1 million, and 129,996 shares of treasury stock in 2008 for \$6.2 million. Cash required to pay common stock dividends totaled \$3.7 million in 2010, 2009, and 2008. Proceeds from stock option exercises amounted to \$.6 million, \$1 million, and \$3.4 million, in 2010, 2009, and 2008, respectively. Costs of \$.3 million in 2010, \$.4 million in 2009, and \$.6 million in 2008 were paid for commitment fees related to Deltic's revolving credit facility. Tax benefits from exercises of stock-based compensation were \$.2 million in 2010 and \$1 million in 2008, while there were no benefits in 2009.

Financial Condition

Working capital at year-end totaled \$2.5 million in 2010 and \$5.4 million in 2009. Deltic's working capital ratio at December 31, 2010, was 1.16 to 1 compared to 1.41 to 1 at the end of 2009. Cash and cash equivalents at the end of 2010 were \$3.8 million compared to \$4.8 million at the end of 2009. The total indebtedness of the Company at December 31, 2010 decreased to \$66.7 million from \$92.3 million at December 31, 2009. Deltic's long-term debt to stockholders' equity ratio was .285 to 1 at December 31, 2010, compared to .422 to 1 at the end of 2009.

Liquidity

The primary sources of the Company's liquidity are internally generated funds, access to outside financing, and working capital. The Company's current strategy for growth continues to emphasize its timberland acquisition program, expanding lumber production as market conditions allow, and developing residential and/or commercial properties at Chenal Valley and Red Oak Ridge.

To facilitate these growth plans, the Company has an agreement with a group of banks which provides an unsecured and committed revolving credit facility. As of December 31, 2010, this facility totaled \$300 million, inclusive of a \$50 million letter of credit feature, with \$275.5 million available. The agreement was scheduled to expire on September 9, 2012, but Deltic amended and extended this credit facility during the first quarter of 2011. The amended facility totals \$297.5 million and will mature September 9, 2015. The credit agreement contains restrictive covenants, including limitations on the incurrence of debt and requirements to maintain certain financial ratios. (For additional information about the Company's current financing arrangements, refer to Note 9 to the consolidated financial statements.)

The table below sets forth the covenants in the credit facility and the status with respect to these covenants as of December 31, 2010 and 2009.

	<u>Covenants Requirements</u>	<u>Actual Ratios at Dec. 31, 2010</u>	<u>Actual Ratios at Dec. 31, 2009</u>
Leverage ratio should be less than: ¹	.65 to 1	.263 to 1	.332 to 1
Fixed charge coverage ratio should be greater than: ^{2,3}	2.5 to 1	6.50 to 1	5.14 to 1
Total outstanding debt as a percentage of total debt allowed based on the minimum timber market value covenant: ⁴	n/a	33.57%	45.00%

¹ The leverage ratio is calculated as total debt divided by total capital. Total debt includes indebtedness for borrowed money, secured liabilities, obligations in respect of letters of credit, and guarantees. Total capital is the sum of total debt and net worth. Net worth is calculated as total assets minus total liabilities, as reflected on the balance sheet. This covenant is applied at the end of each quarter.

² The fixed charge coverage ratio is calculated as EBITDA (earnings before interest, taxes, depreciation, depletion, and amortization) increased by non-cash compensation expense and other non-cash expenses, and decreased by dividends paid and income tax paid, divided by the sum of interest expense and scheduled principal payments made on debt during the period. This covenant is applied at the end of the quarter on a rolling four quarter basis.

³ The fixed charge coverage ratio was eliminated in the amended credit facility for periods after February 4, 2011.

⁴ Timber market value must be greater than 175% of total debt (as defined in (1) above.) The timber market value is calculated by multiplying the average price received for sales of timber for the preceding four quarters by current quarter's ending inventory of timber. This covenant is applied at the end of the quarter on a rolling four quarter basis.

Based on management's current operating projections, the Company believes it will remain in compliance with the debt covenants and have sufficient liquidity to finance operations and pay all obligations.

In December 2000, the Company's Board of Directors authorized a stock repurchase program of up to \$10 million of Deltic common stock. In December 2007, the Company's Board of Directors expanded the program by \$25 million. As of December 31, 2010, the Company had expended \$14.6 million under this program, with the purchase of 370,530 shares at an average cost of \$39.28 per share; 35,571 shares were purchased in 2009, 129,996 shares were purchased in 2008, 101,914 shares were purchased under this program in 2007, and seven shares in 2006. There were no shares purchased in 2010. In its two previous repurchase programs, Deltic purchased 479,601 shares at an average cost of \$20.89 and 419,542 shares at a \$24.68 per share average cost, respectively.

Off-Balance Sheet Arrangements, Contractual Obligations, and Commitments

On August 26, 2004, Del-Tin Fiber, through an agreement with multiple lending institutions, refinanced its existing long-term debt by entering into a credit agreement consisting of a letter of credit in the amount of \$29.7 million to support the remaining industrial revenue bonds originally issued in 1998 by Union County, Arkansas. Concurrent with this event, on August 26, 2004, Deltic executed a guarantee agreement in connection with this refinancing. Under Deltic's guarantee agreement, Deltic unconditionally guarantees the due and punctual payment of 50 percent (\$14.5 million at December 31, 2010) of Del-Tin Fiber's obligations under its credit agreement. Deltic considers the status of the payment/performance risk of this guarantee to be low based on the length of time remaining on the bond issue.

The Company has both funded and unfunded noncontributory defined benefit retirement plans that cover the majority of its employees. The plans provide defined benefits based on years of service and final average salary. Deltic also has other postretirement benefit plans covering substantially all of its employees. The health care plan is contributory with participants' contributions adjusted as needed; the life insurance plan is noncontributory. With regards to all of the Company's employee and retiree benefit plans, Deltic is unaware of any trends, demands, commitments, events or uncertainties that will result in or that are reasonably likely to result in the Company's liquidity increasing or decreasing in any material way, or which would cause the 2010 reported plan information not to be necessarily indicative of future operating performance or future financial condition. (For information about material assumptions underlying the accounting for these plans and other components of the plans, refer to Note 15 to the consolidated financial statements.)

As of December 31, 2010, the Company is not involved in any unconsolidated special purpose entity transactions.

Tabular summaries of the Company's contractual cash payment obligations and other commercial commitment expirations, by period, are presented in the following tables.

(Millions of dollars)	<u>Total</u>	<u>During 2011</u>	<u>2012 to 2013</u>	<u>2014 to 2015</u>	<u>After 2015</u>
Contractual cash payment obligations					
Real estate development committed capital cost	\$ 3.5	.2	2.6	.7	-
Mills committed capital cost	.4	.4	-	-	-
Long-term debt	66.7	1.1	25.6	-	40.0
Interest on debt ¹	15.0	2.8	5.0	4.8	2.4
Retirement plans	15.9	1.3	2.7	3.0	8.9
Other postretirement benefits	5.3	.4	.8	1.0	3.1
Other liabilities	5.9	4.6	1.1	.2	-
Unrecognized tax benefits	3.0	1.2	.6	1.2	-
	\$ <u>115.7</u>	<u>12.0</u>	<u>38.4</u>	<u>10.9</u>	<u>54.4</u>
Other commercial commitment expirations					
Guarantee of indebtedness of Del-Tin Fiber	\$ 14.8	-	14.8	-	-
Timber cutting agreements	.2	.1	.1	-	-
Letters of credit	.7	.1	.2	.3	.1
	\$ <u>15.7</u>	<u>.2</u>	<u>15.1</u>	<u>.3</u>	<u>.1</u>

¹ Interest commitments are estimated using the Company's current interest rates for the respective debt agreements over their remaining terms to expiration.

Outlook

Deltic's management believes that cash provided from its operations, the remaining amount available under its credit facility, and its ability to access the credit markets, will be sufficient to meet its expected cash needs and planned expenditures, including those of the Company's continued timberland acquisition and stock repurchase programs, and capital expenditures, for the foreseeable future.

The preceding discussion of the Company's liquidity and capital resources contains "forward-looking statements" which were made in reliance upon the safe harbor provisions of the Private Securities Litigation Reform Act of 1995. Such statements reflect the Company's current expectations and involve risks and uncertainties. Actual results could differ materially from those included in such forward-looking statements.

Other Matters

Impact of Inflation – General inflation has not had a significant effect on the Company's operating results during the three years ended December 31, 2010. The Company's timber operations are more significantly impacted by the forces of supply and demand in the southern United States than by changes in inflation. Lumber manufacturing operations are affected by the supply of lumber available in the North American market and by the demand for lumber by both the North American and foreign export markets. Sales of real estate are affected by changes in the general economy, new and existing housing inventories, lending restrictions, and long-term interest rates, specifically as such may manifest themselves in the central Arkansas region.

Market Risk – Market risk represents the potential loss resulting from adverse changes in the value of financial instruments, either derivative or non-derivative, caused by fluctuations in interest rates, foreign exchange rates, commodity prices, and equity security prices. The Company handles market risks in accordance with its established policies; however, Deltic does not enter into derivatives or other financial instruments for trading or speculative purposes. The Company does consider, on occasion, the need to enter into financial instruments to manage and reduce the impact of changes in interest rates; however, the Company entered into no such instruments during the three-year period ended December 31, 2010. Deltic held various financial instruments at December 31, 2010 and 2009, consisting of financial assets and liabilities reported in the Company's Consolidated Balance Sheets and off-balance sheet exposures resulting from contractual debt guarantees and letters of credit issued for the benefit of Deltic, primarily in connection with its purchased stumpage procurement and real estate operations. (For additional information regarding these financial instruments, refer to the previous tabular summary of the Company's other commercial commitment expirations and to Note 13 to the consolidated financial statements.)

Interest Rate Risk - The Company is subject to interest rate risk from the utilization of financial instruments, such as term debt and other borrowings. The fair market value of long-term, fixed-interest rate debt is subject to interest rate risk. Generally, the fair value of fixed-interest rate debt will increase as interest rates fall and will decrease as interest rates rise. Conversely, for floating rate debt, interest rate changes generally do not affect the instruments' fair value, but do impact future earnings and cash flows, assuming other factors are held constant. The estimated fair values of the Company's long-term debt, including current maturities, and letters of credit at December 31, 2010 were \$70 million, and \$.7 million, respectively.

A one percentage-point increase in prevailing interest rates would result in decreases in the estimated fair value of long-term debt by \$2 million, while the fair value of contractual guarantees and the Company's letters of credit would be unchanged. Fair values were determined using the current rates at which the Company could enter into comparable financial instruments with similar remaining maturities.

Foreign-Exchange Rate Risk - The Company currently has no exposure to foreign-exchange rate risk because all of its financial instruments are denominated in U.S. dollars.

Commodity Price Risk - The Company has no financial instruments subject to commodity price risk.

Equity Security Price Risk - None of the Company's financial instruments have potential exposure to equity security price risk.

The preceding discussion of the Company's estimated fair value of its financial instruments and the sensitivity analyses resulting from hypothetical changes in interest rates are "forward-looking statements" within the meaning of the Private Securities Litigation Reform Act of 1995. Such statements reflect the Company's current expectations and involve uncertainties. These forward-looking market risk disclosures are selective in nature and only address the potential impact from financial instruments. They do not include other potential effects which could impact Deltic's business as a result of changes in interest rates, foreign-exchange rates, commodity prices, or equity security prices.

Critical Accounting Policies and Estimates

The Company has identified seven of its current accounting policies as being, in management's view, critical to the portrayal of the Company's financial condition and results of operations. Additionally, six of these policies require significant assumptions and/or estimates on the part of management as it pertains to certain factors inherent in the policies. The Company's senior management has discussed the development and selection of its critical accounting policies and estimates with the Company's Audit Committee. Deltic has not made any material changes to its critical accounting estimates in the last three years. These policies, along with explanations of the key assumptions and/or estimates considered by management, are described below. (For a listing of all significant accounting policies of the Company, refer to Note 1 to the consolidated financial statements.)

- 1) *Investment in Real Estate Held for Development and Sale* — Real estate held for development and sale is stated at the lower of cost or fair market value, and includes direct costs of land, land development, and indirect costs, including amenities. Indirect and amenity costs are allocated to individual lots or acreage sold based on relative sales value. Direct costs are allocated on a specific neighborhood basis, while indirect costs for the Company's three development areas — Chenal Valley, Chenal Downs, and Red Oak Ridge — are allocated to neighborhoods over the entire respective development area based on relative retail values. Management makes the determination of future indirect development costs and the potential future retail value and in so doing considers, among other factors, the cost projections for its development plans provided by independent professional engineering consultants and retail values as provided by independent appraisers.

The key factors involved in determining the Investment in Real Estate Held for Development and Sale are: (1) the treatment of the clubhouse and golf courses at Chenal Country Club, the amenity around which the Chenal Valley development is centered, as an amenity rather than an operating fixed asset and (2) the management estimates required to estimate the future indirect development costs and sales values of the areas of Chenal Valley yet to be developed. Due to accounting for Chenal Country Club as an amenity, the cost of the clubhouse and golf course, including the estimated cost of planned future improvements, are charged against income as real estate is sold rather than depreciating this cost. This amenity treatment also records the initiation fees received from members joining the club as a reduction in the cost basis of the club rather than as net sales. In addition, the Company's model for allocating the indirect cost to be expensed against each piece of real estate sold requires management to estimate the future indirect costs to be incurred for the entire

development, primarily infrastructure costs and future improvements at Chenal Country Club (net of estimated future initiation fees to be received), as well as the potential market value of each tract of undeveloped property within the Chenal Valley development.

Deltic's investment in real estate held for development and sale primarily consists of residential lots, commercial tracts, and undeveloped acreage marketed to others for further development. Deltic periodically evaluates its holdings for indications of conditions that would lead to an impairment analysis as required by accounting for subsequent measurement of property, plant, and equipment. Our investment in real estate is mainly comprised of former legacy timberland and thus has a low cost basis. Margins on Deltic's residential real estate average 43%, while commercial real estate margins are 83%. The central Arkansas area, where Deltic's developments are located has one of the more stable housing markets in the country; therefore, Deltic has not and does not plan to reduce the current pricing structure for its real estate. Based on these factors, the Company does not foresee impairment losses in its real estate held for development or sale.

- 2) *Investment in Del-Tin Fiber* — Investment in Del-Tin Fiber LLC ("Del-Tin Fiber"), a 50 percent-owned limited liability company, is accounted for under the equity method. The Company's carrying value for its investment in Del-Tin Fiber is evaluated for possible impairment, as applicable under the requirements of equity method accounting for investments in partnerships, unincorporated joint ventures, and limited liability companies. This evaluation as of December 31, 2002, based on the intent of the Company's Board of Directors to exit the business, resulted in a determination that the Company's investment was impaired as of December 31, 2002, and the carrying amount of the investment was written off, to zero, for the 2002 Consolidated Balance Sheet. On December 11, 2003, the Company's Board of Directors revised its intent in regard to selling Deltic's interest in the joint venture. The resulting evaluation of fair value for the related investment indicated that fair value exceeded carrying value, which was zero as of December 31, 2003, and the Company resumed recording its equity share of the operating results of Del-Tin Fiber. Likewise, cash advances to the joint venture are recorded as increases in the Company's investment in the facility, while cash distributions received from the joint venture are reflected as reductions in its investment.

For Deltic's investment in Del-Tin Fiber, the key determinations by management are (1) the accounting treatment for this investment under the equity method of accounting rather than as a consolidated subsidiary since the joint venture is 50 percent owned by both owners, (2) the factors used in evaluating the impairment of the investment's carrying value, and (3) the estimate of the fair value of the Company's guarantee of Del-Tin Fiber's credit agreement. Deltic management has determined that there is no control by either company due to having a Board of Managers with equal representation. As such, the assets and liabilities of Del-Tin Fiber are not included in the amounts reported on the Company's balance sheet for any period. (For additional information about the Company's investment in Del-Tin Fiber, refer to Note 4 to the consolidated financial statements.)

- 3) *Timber and Timberlands* — Timber and timberlands, which includes timberland, fee timber, purchased stumpage inventory and logging facilities, are stated at cost less cost of fee timber harvested and accumulated depreciation of logging facilities and includes no estimated future reforestation cost. The cost of timber consists of fee timber acquired and reforestation costs, which includes site preparation, seedlings, and labor. The cost of fee timber harvested is based on the volume of timber harvested in relation to the estimated volume of timber recoverable. Logging facilities, which consist primarily of roads constructed and other land improvements, are depreciated using the straight-line method over a ten-year estimated life.

The Company estimates its fee timber inventory using statistical information and data obtained from physical measurements and other information gathering techniques. Fee timber carrying costs, commercial thinning, silviculture and timberland management costs are expensed as incurred.

The Company classifies its timberlands and fee timber as either strategic or non-strategic. Strategic timberland including pine forest and pine plantations are prime pine sawtimber growing platforms located within or immediately adjacent to the Company sawmills' operating regions. Deltic manages these acres using modern silviculture methods to achieve optimal volume and quality of its pine sawtimber. The Company harvests sawtimber and pulpwood in accordance with its harvest plans and generally converts sawtimber into lumber in its own sawmills and sells pulpwood in the market. Upon harvest, strategic timberlands are reforested. The Company's timberland acquisition program is focused on the acquisition of timberland in its current operating regions. The Company considers the acquisition and the occasional sale of strategic timberlands as investing activities. The Company has legacy hardwood and other acreage which either cannot be harvested for conversion in Company sawmills, reforested as pine plantations, managed efficiently using modern silviculture methods due to the size of the tract or proximity to other Deltic fee timberlands, or all three. These legacy timberlands have been identified as non-strategic and or higher and better use timberlands and are expected to be sold over time. The Woodlands segment manages an annual program to sell a portion of these non-strategic timberlands and or harvest hardwoods for the sale to third parties. The Company considers this program as an operating activity of its Woodlands segment.

In order to acquire and sell assets, primarily timberlands, in a tax efficient manner, the Company enters into like-kind exchange ("LKE") tax-deferred transactions. The Company generally enters into forward transactions, in which property is sold and the proceeds are reinvested by acquiring similar property; and reverse transactions, in which property is acquired and similar property is subsequently sold. A qualified LKE intermediary is used to facilitate LKE transactions. Proceeds from forward LKE transactions are held by the intermediary and are classified as restricted cash because the funds must be reinvested in similar properties. If the acquisition of suitable LKE properties is not completed within 180 days of the sale of the company-owned property, the proceeds are distributed to Deltic by the intermediary and are reclassified as available cash and applicable income taxes are determined. Amounts deposited with a third party towards the potential future purchase of property are included in other investments and non-current receivables in the consolidated balance sheets and as an investing activity shown as funds held by trustee in the consolidated statements of cash flow. At December 31, 2010, there were no funds held by the LKE trustee while at December 31, 2009, \$4.1 million of land sale proceeds were deposited with a LKE intermediary. An exchange accommodation titleholder, a type of variable interest entity, is used to facilitate reverse like-kind exchanges. The acquired assets are held by the exchange accommodation titleholder until the exchange transactions are complete. If the Company determines that it is the primary beneficiary of the exchange accommodation titleholder, Deltic includes the assets held by the exchange accommodation titleholder in timber and timberlands assets on the consolidated balance sheet and recognizes any income or expense attributed to the property in the consolidated income statement.

The key components of the Timber and Timberlands policy are: (1) management's decision to maintain separate timber cost pools for each legal entity within the Deltic consolidated group and (2) the required estimation of timber inventory volume, by species, for each of these companies in order to calculate the cost of fee timber harvested per ton. Management has elected to maintain a separate cost pool for the timber owned by each company, thus resulting in a different cost per ton for fee timber harvested for each. The mix of harvest by company for any period can significantly affect the amount of cost of fee timber harvested expense reported. Per-ton costs for 2010 ranged from \$2.19 to \$32.75 per ton for pine sawtimber. Had the Company opted to use a composite depletion rate, cost of pine

sawtimber harvested would have been \$.3 million less in 2010, \$.3 million more in 2009, and \$.3 million less in 2008, (\$.2 million, \$.2 million, and \$.2 million, respectively, net of applicable income taxes) than as reported due to the mix of harvest by company during the year. In determining these rates, management must estimate the volume of timber existing on its timberlands. To estimate these fee timber inventories, the Company relies on its experienced forestry personnel and their use of statistical information and data obtained by actual physical measurements and other information gathering techniques. The recognized cost of fee timber harvested is impacted by the accuracy of this volume estimation. (For additional information about the Company's timber and timberlands, refer to Note 5 to the consolidated financial statements.)

Assets used in the Woodlands segment shall be tested for recoverability whenever events or changes in circumstances indicate that its carrying amount may not be recoverable. The recoverability test is based on undiscounted future cash flows over the expected life of the asset. Impairment recognition and measurement would occur at the lowest level for which we have identifiable cash flows. At December 31, 2010, the composite basis in fee timber is \$7 per ton assuming no future growth. Gross margin on pine sawtimber for 2010, when the average sales price was \$27 per ton, was 78%. A harvest cycle, (which ranges between 20 and 35 years) would be used to evaluate the recoverability of our timber and timberlands. Due to the long life and low basis, the Company does not expect to incur impairment loss in the future for its timber and timberland assets.

- 4) *Property, Plant, and Equipment* — Property, plant, and equipment is stated at cost less accumulated depreciation. Depreciation of buildings, equipment, and other depreciable assets is primarily determined using the straight-line method. Expenditures that substantially improve and/or increase the useful life of facilities or equipment are capitalized. Maintenance and repair costs are expensed as incurred. Gains and losses on disposals or retirements are included in income as they occur.

Property, plant, and equipment assets are evaluated for possible impairment on a specific asset basis or in groups of similar assets, as applicable, whenever events or changes in circumstances indicate that the carrying amount of an asset may not be recoverable. Recoverability of assets to be held and used is measured by a comparison of the carrying amount of an asset to estimated undiscounted future net cash flows to be generated by the asset. If the carrying amount of an asset exceeds its estimated future cash flows, an impairment loss is recognized for the amount by which the carrying amount of the asset exceeds the fair value of the asset. Assets to be disposed of are reported at the lower of the carrying amount or fair value less costs to sell, and depreciation ceases.

Management also evaluates any asset or group of assets for which potential impairment might exist and has determined that there are none requiring an impairment write-down. This process requires management's estimate of future cash flows generated by each asset or group of assets. For any instance where this evaluation process might indicate impairment exists, the appropriate asset's carrying values would be written down to fair value and the amount of the write-down would be charged against the results of continuing operations. (For additional information about the Company's property, plant, and equipment, refer to Note 6 to the consolidated financial statements.)

- 5) *Share-Based Compensation* — The Company uses fair value recognition provisions for share-based payment transactions. Under the fair value recognition provisions, share-based compensation cost is estimated at the grant date based on the fair value of the award and is recognized as expense over the requisite service period of the award. For the valuation of stock options, Deltic uses a binomial model to estimate fair value. The fair value of restricted stock awards is determined by reference to the fair market value of the Company's common

stock on the date of grant. For restricted stock performance units, the Monte Carlo simulation is used to estimate fair value. The Company recognizes compensation cost on a straight-line basis over the requisite service period.

Deltic issues restricted stock performance units whose vesting is contingent upon meeting certain financial performance goals based upon the Company's total stockholder return compared to the total return of a Paper and Forest Products Index ("the Index") selected by the Compensation Committee and calculated by Standard and Poor's. Determining the appropriate amount to expense is based on likelihood of achievement of the stated goals and requires judgement, including forecasting future financial results. This estimate may be revised periodically due to changes in awards. The cumulative impact of any revision is reflected in the period of change.

The Company uses historical volatility over the ten-year trading life of its stock to determine volatility assumptions. Risk-free interest rates are based on historical rates and forward-looking factors. The expected dividend yield is based on the Company's average dividend yield from 2006 to 2009. The pre-vesting forfeiture rate is based on historical rates and forward-looking factors. The expected option term is based on the term of the option and historical exercise, and expiration experience.

Assumptions for the 2010, 2009, and 2008 valuation of stock options and restricted stock performance units consisted of the following:

	<u>2010</u>	<u>2009</u>	<u>2008</u>
Weighted expected volatility	34.57%	32.05%	29.86%
Dividend yield	0.61%	0.63%	0.63%
Expected term of options (in years)	6.27	6.27	6.27
Risk-free interest rate – stock options	3.92%	2.60%	3.67%
Risk-free interest rate – restricted stock performance units	2.13%	1.47%	2.62%

- 6) *Revenue Recognition* — The Company recognizes revenue when the following criteria are met: (1) persuasive evidence of an agreement exists, (2) delivery has occurred or services have been rendered, (3) the price to the buyer is fixed and determinable, and (4) collectibility is reasonably assured. Delivery is not considered to have occurred until the customer takes title and assumes the risks and rewards of ownership. Revenue from the sale of lumber and wood by-products is recorded at the time of shipment due to terms of such sale being designated free on board ("f.o.b.") shipping point. Revenue from the sale of timber-cutting rights to third parties is recorded when legal title passes to the purchaser, which is generally upon delivery of a legally executed timber deed and receipt of payment for the timber. Revenue from intersegment timber sales is recorded when the timber is harvested. Such intersegment sales, which are made at prices which generally approximate market, are eliminated in the consolidated financial statements. Revenue from timberland and real estate sales is recorded at the time the purchaser executes the real estate closing documents and makes payment to the title company handling the closing. When oil and gas lease rental agreements are signed and the amounts are received, they are recorded as either short-term or long-term deferred revenue and the revenue is recognized on a straight-line basis over the term of the lease. The Company's share of gross oil and gas royalties are recorded as revenues when received and any related severance tax or other deductions are included in operating expenses.

- 7) *Income Taxes* — The Company uses the asset and liability method of accounting for income taxes. Under this method, the provision for income taxes includes amounts currently payable and amounts deferred as tax assets and liabilities, based on differences between financial statement carrying amounts and the tax bases of existing assets and liabilities, and is measured using the enacted tax rates that are expected to be in effect when the differences reverse. Deferred tax assets may be reduced by a valuation allowance when it is established that it is more likely than not that some portion or all of the deferred tax assets will not be realized. The effect on deferred tax assets and liabilities of a change in tax law is recognized in income in the period that includes the enactment date.

The key management decisions related to income taxes are: (1) the determination of current taxability of transactions, (2) the election to capitalize or expense costs incurred, (3) the decision regarding the appropriate depreciation method for income tax purposes (these three factors ultimately affect the Company's cash flows for income taxes paid and determine the differences between the financial statement carrying amounts and tax bases of existing assets and liabilities), and (4) management's estimation of the appropriateness of valuation allowances to reduce any deferred tax assets that exist. Deltic's management periodically evaluates the Company's ability to realize future benefit of deferred tax assets by reviewing the expected turnaround of deferred tax liabilities and the amount of future taxable income and by evaluating tax planning strategies that could possibly be implemented to realize deferred tax assets.

The Company maintains liabilities for unrecognized tax benefits for various uncertain tax positions taken in its tax return. These liabilities are estimated based on judgment of the probable outcome of the uncertain tax positions and are adjusted periodically based on changing facts and circumstances. Changes to the liabilities for unrecognized tax benefits could materially affect operating results in the period of change.

Related-Party Transactions

The Company has committed to provide to Del-Tin Fiber a portion of the plant's fiber and wood supply at market prices. This arrangement benefits Del-Tin Fiber by ensuring a portion of its raw material needs while providing the Company with a purchaser of residual by-products produced by its lumber mills, if needed. The price that Deltic receives for these transactions is a negotiated market price. During 2010, 2009, and 2008, Deltic sold Del-Tin Fiber approximately \$4.4 million, \$4.5 million, and \$4.6 million each year, respectively, of these residual by-products.

Impact of Recent Accounting Pronouncements

(For information regarding the impact of recent accounting pronouncements, refer to the related section in Note 1 to the consolidated financial statements.)

Environmental Matters

Deltic is committed to protecting the environment and has certain standards with which it must comply based on federal, state, and local laws for the protection of the environment. Costs of compliance through 2010 have not been material, and the Company's management currently has no reason to believe that such costs will become material for the foreseeable future.

Contingencies

The Company is involved in litigation incidental to its business from time to time. Currently, there are no material legal proceedings outstanding.

Outlook

Pine sawtimber harvested from Deltic's fee lands in 2011 is projected to be 550,000 to 600,000 tons. Finished lumber production and resulting sales volumes are projected at 240 to 280 million feet for 2011; however, these volumes are dependent upon market conditions. Deltic anticipates that closings for residential lots will be 25 to 50 lots for the year of 2011, barring further declines in economic growth or residential construction activity. The Company plans to continue recognizing its share of equity in the financial results of Del-Tin Fiber.

The Company's capital expenditures budget for the year of 2011 was prepared in the fall of 2010 and provides for expenditures totaling \$25.3 million. The Woodlands capital budget of \$11.2 million includes \$5.0 million for timberland acquisitions, which will be dependent on the availability of acreage at prices that meet the Company's criteria for timber stocking, growth potential, site index, and location. The capital budget includes \$5 million for reforestation, site preparation, and planting. During 2011, various sawmill projects are expected to require \$5.9 million. The capital budget for Real Estate operations of \$7.6 million includes expenditures for residential lot development of \$3.2 million and for commercial real estate development of \$1.2 million, and will depend upon the current demand for residential lots and commercial acreage. In addition, the Real Estate segment is budgeted to spend \$2.2 million for various infrastructure and improvement district assessments, and \$1 million on other amenity improvements. Capital and other expenditures are under constant review, and these budgeted amounts may be adjusted to reflect changes in the Company's estimated cash flows from operations, borrowings, or repayments under credit facilities, or general economic conditions.

Certain statements contained in this report that are not historical in nature constitute "forward-looking statements" within the meaning of the Private Securities Litigation Reform Act of 1995. Words such as "expects," "anticipates," "intends," "plans," "estimates," or variations of such words and similar expressions are intended to identify such forward-looking statements. These statements reflect the Company's current expectations and involve certain risks and uncertainties, including those disclosed elsewhere in this report. Therefore, actual results could differ materially from those included in such forward-looking statements.

Item 7A. Quantitative and Qualitative Disclosures About Market Risk

Information with respect to quantitative and qualitative disclosures about market risk of the Company is set forth under the caption "Other Matters - Market Risk" in Item 7 of Part II of this report.

Item 8. Financial Statements and Supplementary Data

DELTIC TIMBER CORPORATION
AND SUBSIDIARIES
Consolidated Balance Sheets
December 31, 2010 and 2009

(Thousands of dollars)

	<u>2010</u>	<u>2009</u>
Assets		
Current assets		
Cash and cash equivalents	\$ 3,831	4,783
Trade accounts receivable – net	4,604	4,888
Other receivables	98	86
Inventories	6,061	5,917
Prepaid expenses and other current assets	<u>3,593</u>	<u>2,842</u>
Total current assets	18,187	18,516
Investment in real estate held for development and sale	56,101	56,096
Investment in Del-Tin Fiber	8,249	9,104
Other investments and noncurrent receivables	479	4,882
Timber and timberlands – net	226,090	228,893
Property, plant, and equipment – net	32,557	33,886
Deferred charges and other assets	<u>1,610</u>	<u>826</u>
Total assets	\$ <u>343,273</u>	<u>352,203</u>
Liabilities and Stockholders' Equity		
Current liabilities		
Current maturities of long-term debt	\$ 1,111	1,111
Trade accounts payable	2,395	2,824
Accrued taxes other than income taxes	1,986	1,824
Income taxes payable	13	362
Deferred revenues and other accrued liabilities	<u>10,162</u>	<u>6,981</u>
Total current liabilities	15,667	13,102
Long-term debt	65,611	91,222
Deferred tax liabilities – net	5,345	5,448
Other noncurrent liabilities	26,639	26,132
Commitments and contingencies	-	-
Stockholders' equity		
Cumulative preferred stock - \$.01 par, authorized 20,000,000 shares, none issued	-	-
Common stock - \$.01 par, authorized 50,000,000 shares, 12,813,879 shares issued	128	128
Capital in excess of par value	79,081	78,290
Retained earnings	164,286	155,638
Treasury stock	(10,758)	(12,548)
Accumulated other comprehensive loss	<u>(2,726)</u>	<u>(5,209)</u>
Total stockholders' equity	<u>230,011</u>	<u>216,299</u>
Total liabilities and stockholders' equity	\$ <u>343,273</u>	<u>352,203</u>

See accompanying notes to consolidated financial statements.

DELTIC TIMBER CORPORATION
AND SUBSIDIARIES
Consolidated Statements of Income
For the Years Ended December 31, 2010, 2009, and 2008
(Thousands of dollars, except per share amounts)

	<u>2010</u>	<u>2009</u>	<u>2008</u>
Net sales	\$ <u>141,623</u>	<u>112,012</u>	<u>129,524</u>
Costs and expenses			
Cost of sales	93,405	79,947	93,956
Depreciation, amortization, and cost of fee timber harvested	13,235	12,617	14,023
General and administrative expenses	<u>17,074</u>	<u>13,578</u>	<u>14,040</u>
Total costs and expenses	<u>123,714</u>	<u>106,142</u>	<u>122,019</u>
Operating income	17,909	5,870	7,505
Equity in earnings of Del-Tin Fiber	4,058	2,216	2,277
Interest income	157	121	299
Interest and other debt expense	(3,528)	(3,647)	(5,179)
Interest capitalized	75	146	480
Other income/(expense)	<u>54</u>	<u>54</u>	<u>(10)</u>
Income before income taxes	18,725	4,760	5,372
Income taxes	<u>(6,328)</u>	<u>(1,072)</u>	<u>(988)</u>
Net income	\$ <u><u>12,397</u></u>	<u><u>3,688</u></u>	<u><u>4,384</u></u>
Earnings per common share			
Basic	\$.99	.30	.35
Assuming dilution	.99	.30	.35
Dividends declared per common share	\$.30	.30	.30
Weighted average common shares outstanding (thousands)			
Basic	12,364	12,317	12,335
Diluted	12,460	12,417	12,475

See accompanying notes to consolidated financial statements.

DELTIC TIMBER CORPORATION
AND SUBSIDIARIES
Consolidated Statements of Cash Flows
For the Years Ended December 31, 2010, 2009, and 2008
(Thousands of dollars)

	<u>2010</u>	<u>2009</u>	<u>2008</u>
Operating activities			
Net income	\$ 12,397	3,688	4,384
Adjustments to reconcile net income to net cash provided by operating activities			
Depreciation, amortization, and cost of fee timber harvested	13,235	12,617	14,023
Stock-based compensation expense	1,696	1,705	1,669
Deferred income taxes	(2,667)	(345)	778
Real estate development expenditures	(3,471)	(4,304)	(10,793)
Real estate costs recovered upon sale	2,778	2,051	1,899
Timberland costs recovered upon sale	1,712	1,654	2,473
Equity in earnings of Del-Tin Fiber	(4,058)	(2,216)	(2,277)
Net increase in provisions for pension and other postretirement benefits	1,015	1,268	89
Decrease/(increase) in operating working capital other than cash and cash equivalents	2,265	1,559	(2,684)
Other changes in assets and liabilities	<u>3,996</u>	<u>(763)</u>	<u>1,329</u>
Net cash provided by operating activities	<u>28,898</u>	<u>16,914</u>	<u>10,890</u>
Investing activities			
Capital expenditures requiring cash, excluding real estate development	(11,957)	(28,365)	(18,474)
Net change in purchased stumpage inventory	1,151	(172)	1,181
Advances to Del-Tin Fiber	(1,807)	(3,789)	(6,524)
Repayments from Del-Tin Fiber	6,720	5,345	6,167
Net change in funds held by trustee	4,107	189	(3,491)
Other – net	<u>922</u>	<u>1,020</u>	<u>1,156</u>
Net cash required by investing activities	<u>(864)</u>	<u>(25,772)</u>	<u>(19,985)</u>
Financing activities			
Proceeds from borrowings	20,300	23,500	35,000
Repayments of notes payable and long-term debt	(45,911)	(8,111)	(28,056)
Treasury stock purchases	(26)	(1,112)	(6,180)
Common stock dividends paid	(3,749)	(3,733)	(3,733)
Proceeds from stock option exercises	586	1,034	3,388
Excess tax benefits from stock-based compensation exercises	161	14	995
Other – net	<u>(347)</u>	<u>(364)</u>	<u>(579)</u>
Net cash provided/(required) by financing activities	<u>(28,986)</u>	<u>11,228</u>	<u>835</u>
Net increase/(decrease) in cash and cash equivalents	(952)	2,370	(8,260)
Cash and cash equivalents at beginning of year	<u>4,783</u>	<u>2,413</u>	<u>10,673</u>
Cash and cash equivalents at end of year	\$ <u>3,831</u>	<u>4,783</u>	<u>2,413</u>

See accompanying notes to consolidated financial statements.

DELTIC TIMBER CORPORATION
AND SUBSIDIARIES
Consolidated Statements of Stockholders' Equity
For the Years Ended December 31, 2010, 2009, and 2008
(Thousands of dollars)

	<u>2010</u>	<u>2009</u>	<u>2008</u>
Cumulative preferred stock - \$.01 par, authorized 20,000,000 shares, no shares issued at end of each year	\$ <u>-</u>	<u>-</u>	<u>-</u>
Common stock - \$.01 par, authorized 50,000,000 shares, 12,813,879 shares issued at end of each year	<u>128</u>	<u>128</u>	<u>128</u>
Capital in excess of par value			
Balance at beginning of year	78,290	78,660	76,637
Exercise of stock options	(64)	(119)	409
Stock based compensation expense	1,696	1,705	1,669
Restricted stock awards	(1,540)	(1,859)	(1,214)
Tax effect on stock awards	325	(146)	1,132
Restricted stock forfeitures	<u>374</u>	<u>49</u>	<u>27</u>
Balance at end of year	<u>79,081</u>	<u>78,290</u>	<u>78,660</u>
Retained earnings			
Balance at beginning of year	155,638	155,683	155,299
Net income	12,397	3,688	4,384
Common stock dividends declared, \$.30 per share	(3,749)	(3,733)	(3,733)
Postretirement benefits, measurement date transition, net of tax	<u>-</u>	<u>-</u>	<u>(267)</u>
Balance at end of year	<u>164,286</u>	<u>155,638</u>	<u>155,683</u>
Treasury stock			
Balance at beginning of year – 363,208; 412,177; and 425,662 shares, respectively	(12,548)	(14,400)	(12,385)
Shares purchased – 606; 35,571; and 129,996, respectively	(26)	(1,112)	(6,180)
Forfeited restricted stock – 8,317; 1,200; and 500 shares, respectively	(374)	(49)	(28)
Shares issued for incentive plans – 63,285; 85,740; and 143,981 shares, respectively	<u>2,190</u>	<u>3,013</u>	<u>4,193</u>
Balance at end of year – 308,846; 363,208; and 412,177 shares, respectively, at cost	<u>(10,758)</u>	<u>(12,548)</u>	<u>(14,400)</u>
Accumulated other comprehensive loss			
Balance at beginning of year	(5,209)	(6,907)	(1,593)
Net change in other comprehensive income/(loss), net of income taxes	2,483	1,698	(5,299)
Postretirement benefits, measurement date transition, net of tax	<u>-</u>	<u>-</u>	<u>(15)</u>
Balance at end of year	<u>(2,726)</u>	<u>(5,209)</u>	<u>(6,907)</u>
Total stockholders' equity	\$ <u>230,011</u>	<u>216,299</u>	<u>213,164</u>

See accompanying notes to consolidated financial statements.

DELTIC TIMBER CORPORATION
AND SUBSIDIARIES
Consolidated Statements of Comprehensive Income/(Loss)
For the Years Ended December 31, 2010, 2009, and 2008
(Thousands of dollars)

	<u>2010</u>	<u>2009</u>	<u>2008</u>
Net income	\$ <u>12,397</u>	<u>3,688</u>	<u>4,384</u>
Other comprehensive income/(loss)			
Items related to employee benefit plans:			
Actuarial gain/(loss) arising during period	694	(44)	(2,368)
Gain/(loss) on plan assets	3,070	2,254	(6,260)
Reclassification adjustment for gains/(losses)			
Included in net income:			
Amortization of prior service cost	7	51	51
Amortization of actuarial gains	513	731	57
Amortization of plan amendment	(199)	(199)	(199)
Income tax expense/(benefit) related to items of other comprehensive income	<u>(1,602)</u>	<u>(1,095)</u>	<u>3,420</u>
Net change in other comprehensive income/(loss)	<u>2,483</u>	<u>1,698</u>	<u>(5,299)</u>
Comprehensive income/(loss)	\$ <u>14,880</u>	<u>5,386</u>	<u>(915)</u>

See accompanying notes to consolidated financial statements.

DELTIC TIMBER CORPORATION
AND SUBSIDIARIES
Notes to Consolidated Financial Statements
December 31, 2010

Note 1 – Significant Accounting Policies

Description of Business — Deltic Timber Corporation (“Deltic” or the “Company”) is a natural resources company engaged primarily in the growing and harvesting of timber and the manufacture and marketing of lumber. Deltic owns approximately 445,800 acres of timberland, primarily in Arkansas and north Louisiana. The Company’s sawmill operations are located at Ola in central Arkansas and at Waldo in south Arkansas. In addition to its timber and lumber operations, the Company is engaged in real estate development in central Arkansas. The Company also holds a 50 percent interest in Del-Tin Fiber, L.L.C., a joint venture to manufacture and market medium density fiberboard (“MDF”).

Business Environment — The Company is primarily a wood products producer operating in a commodity-based business environment with a major diversification in real estate development. This environment is affected by a number of factors including general economic conditions, interest rates, credit availability, imports, foreign exchange rates, housing starts, new and existing housing inventory, foreclosures, residential repair and remodeling, commercial construction, industry capacity and production levels, the availability of contractors for logging, hauling, and shipping, the availability of raw materials, costs of fuel, and weather conditions.

Principles of Consolidation — The consolidated financial statements of Deltic Timber Corporation include the accounts of Deltic, all majority-owned subsidiaries, and any variable interest entities of which it is the primary beneficiary. Equity investments and joint ventures are accounted for under the equity method if it is determined that the Company does not have control of the entity. Significant intercompany transactions and accounts have been eliminated.

Use of Estimates — In the preparation of the Company’s financial statements in conformity with accounting principles generally accepted in the United States of America, management has made a number of estimates and assumptions related to the reporting of assets and liabilities and the disclosure of contingent assets and liabilities. Actual results may differ from those estimates.

Cash Equivalents — Cash equivalents include investments that have a maturity of three months or less from the date of purchase.

Accounts Receivable and allowance for bad debt — The Company records trade accounts receivable at net realizable value. This value includes an appropriate allowance for estimated uncollectible accounts to reflect any loss anticipated on the trade accounts receivable balances and charged to the provision for doubtful accounts. The allowance is based upon review of specific receivables outstanding and considers factors such as current overall economic conditions, industry-specific economic conditions, historical customer performance, and anticipated customer performance. In the consolidated statements of income, bad debt expense is included in cost of sales. Charges to bad debt expense were not material in 2010, 2009, or 2008. At December 31, 2010 and 2009, the balance in the allowance account was \$72,000 and \$68,000, respectively.

Inventories — Inventories of logs, lumber, and supplies are stated at the lower of cost or market within Deltic’s operating areas, primarily using the average cost method. Log costs include harvest and transportation cost as appropriate. Lumber costs include materials, labor, and production overhead. (For additional information, see Note 2 – Inventories.)

Investment in Real Estate Held for Development and Sale — Real estate held for development and sale is stated at the lower of cost or fair market value, and includes direct costs of land and land development and indirect costs, including amenities. Indirect and amenity costs are allocated to individual lots or acreage sold based on relative retail sales value. Direct costs are allocated

DELTIC TIMBER CORPORATION
AND SUBSIDIARIES
Notes to Consolidated Financial Statements
December 31, 2010

Note 1 – Significant Accounting Policies (cont.)

on a specific neighborhood basis, while indirect costs for the Company's three development areas — Chenal Valley, Chenal Downs, and Red Oak Ridge — are allocated to neighborhoods over the entire respective development area based on relative retail sales values.

Investment in Del-Tin Fiber — Investment in Del-Tin Fiber LLC (“Del-Tin Fiber”), a 50 percent-owned limited liability company, is accounted for using the equity method and evaluated for possible impairment, as applicable under the requirements of Financial Accounting Standards Board (“FASB”) Accounting Standards Codification (“ASC”) 323, Investments – Equity Method and Joint Ventures. Management has determined there is no control by either 50 percent owner and therefore, account for Del-Tin fiber under the equity method. Cash advances to the joint venture are recorded as increases in the Company's investment carrying value, while cash repayments received from the joint venture result in reductions in investment carrying value. (For additional information, see Note 4 – Investment in Del-Tin Fiber.)

Timber and Timberlands — Timber and timberlands, which includes timberland, fee timber, purchased stumpage inventory, and logging facilities, are stated at cost, less the cost of fee timber harvested and accumulated depreciation of logging facilities, and includes no estimated future reforestation cost. The cost of timber consists of fee timber acquired and reforestation costs which includes site preparation, seedlings, and labor. The cost of fee timber harvested is based on the volume of timber harvested in relation to the estimated volume of timber recoverable. Logging facilities, which consist primarily of roads constructed and other land improvements, are depreciated using the straight-line method over a ten-year estimated life. The Company estimates its fee timber inventory using statistical information and data obtained from physical measurements and other information gathering techniques. Fee timber carrying costs, commercial thinning, silviculture and timberland management costs are expensed as incurred.

The Company classifies its timberlands and fee timber as either strategic or non-strategic. Strategic timberland including pine forest and pine plantations are prime pine sawtimber growing platforms located within or immediately adjacent to the Company sawmills' operating regions. Deltic manages these acres using modern silviculture methods to achieve optimal volume and quality of its pine sawtimber. The Company harvests sawtimber and pulpwood in accordance with its harvest plans and generally converts sawtimber into lumber in its own sawmills and sells pulpwood in the market. Upon harvest, strategic timberlands are reforested. The Company's timberland acquisition program is focused on the acquisition of timberland in its current operating regions. The Company considers the acquisition and the occasional sale of strategic timberlands as investing activities. The Company has legacy hardwood and other acreage which can not be either harvested for conversion in Company sawmills, reforested as pine plantations, managed efficiently using modern silviculture methods due to the size of the tract or proximity to other Deltic fee timberlands, or all three. These legacy timberlands have been identified as non-strategic and or higher and better use timberlands and are expected to be sold over time. The Woodlands segment manages an annual program to sell a portion of these non-strategic timberlands and or harvest hardwoods for the sale to third parties. The Company considers this program as an operating activity of its Woodlands segment.

In order to acquire and sell assets, primarily timberlands, in a tax efficient manner, the Company enters into like-kind exchange (“LKE”) tax-deferred transactions. The Company generally enters into forward transactions, in which property is sold and the proceeds are reinvested by acquiring similar property; and reverse transactions, in which property is acquired and similar property is subsequently sold. A qualified LKE intermediary is used to facilitate LKE transactions. Proceeds from forward LKE transactions are held by the intermediary and are classified as restricted cash because the funds must be reinvested in similar properties. If the acquisition of suitable LKE properties is not completed within 180 days of the sale of the company-owned property, the proceeds are distributed to Deltic by

DELTIC TIMBER CORPORATION
AND SUBSIDIARIES
Notes to Consolidated Financial Statements
December 31, 2010

Note 1 – Significant Accounting Policies (cont.)

the intermediary and are reclassified as available cash and applicable income taxes are determined. Amounts deposited with a third party towards the potential future purchase of property are included in other investments and non-current receivables in the consolidated balance sheets and as an investing activity as changes in funds held by trustee in the consolidated statements of cash flows. At December 31, 2010 and 2009, the Company had none and \$4.1 million, respectively, of proceeds from land sales deposited with a LKE intermediary. An exchange accommodation titleholder, a type of variable interest entity, is used to facilitate reverse like-kind exchanges. The acquired assets are held by the exchange accommodation titleholder until the exchange transactions are complete. If the Company determines that it is the primary beneficiary of the exchange accommodation titleholder, Deltic includes the assets held by the exchange accommodation titleholder in timber and timberlands assets on the consolidated balance sheet and recognizes any income or expense attributed to the property in the consolidated income statement.

Property, Plant, and Equipment — Property, plant, and equipment assets are stated at cost less accumulated depreciation. Depreciation of buildings, equipment, and other depreciable assets is primarily determined using the straight-line method. Expenditures that substantially improve and/or increase the useful life of facilities or equipment are capitalized. Maintenance and repair costs are expensed as incurred. Gains and losses on disposals or retirements are recognized in the period they occur.

Property, plant, and equipment assets are evaluated for possible impairment on a specific asset basis or in groups of similar assets, as applicable, whenever events or changes in circumstances indicate that the carrying amount of an asset may not be recoverable. Recoverability of assets to be held and used is measured by a comparison of the carrying amount of an asset to estimated undiscounted future net cash flows to be generated by the asset. If the carrying amount of an asset exceeds its estimated future cash flows, an impairment loss is recognized for the amount by which the carrying amount of the asset exceeds the fair value of the asset. Assets to be disposed of are reported at the lower of the carrying amount or fair value less costs to sell, and depreciation ceases.

Revenue Recognition — The Company recognizes revenue when the following criteria are met: (1) persuasive evidence of an agreement exists, (2) delivery has occurred or services have been rendered, (3) the price to the buyer is fixed and determinable, and (4) collectibility is reasonably assured. Delivery is not considered to have occurred until the customer takes title and assumes the risks and rewards of ownership. Revenue from the sale of lumber and wood by-products is recorded at the time of shipment due to terms of such sale being designated free on board (“f.o.b.”) shipping point. Revenue from the sale of timber-cutting rights to third parties is recorded when legal title passes to the purchaser, which is generally upon delivery of a legally executed timber deed and receipt of payment for the timber. Revenue from intersegment timber sales is recorded when the timber is harvested; such intersegment sales, which are made at prices which generally approximate market within Deltic’s operating area, are eliminated in the consolidated financial statements.

Revenue from the leasing of land for hunting purposes is deferred when received and subsequently recognized over the one-year lease term, which begins September 1. At December 31, 2010 and 2009, the Company had deferred hunting lease revenue totaling \$1,419,000 and \$1,341,000, respectively, reflected in the consolidated balance sheets in deferred revenues and other accrued liabilities. Revenue from mineral lease rental payments is deferred when received and recognized ratably over the lease term. Mineral royalty payments are recognized when received. At December 31, 2010 and 2009, the Company had deferred mineral lease revenue of \$6,026,000 and \$3,314,000, respectively, of which \$3,765,000 and \$1,494,000 is included in other noncurrent liabilities for 2010 and 2009, respectively and \$2,261,000 and \$1,820,000 is included in other current liabilities, respectively. Revenue from sales of timberland and real estate is recorded when the sale is closed

DELTIC TIMBER CORPORATION
AND SUBSIDIARIES
Notes to Consolidated Financial Statements
December 31, 2010

Note 1 – Significant Accounting Policies (cont.)

and legal title is transferred and the buyer's initial and continuing investment is adequate, which is generally at the time the purchaser executes the real estate closing documents and makes payment to the title company handling the closing.

Income Taxes — The Company uses the asset and liability method of accounting for income taxes. Under this method, the provision for income taxes includes amounts currently payable and amounts deferred as tax assets and liabilities, based on differences between the financial statement carrying amounts and the tax bases of existing assets and liabilities, and is measured using the enacted tax rates that are expected to be in effect when the differences reverse. Deferred tax assets are reduced by a valuation allowance which is established when it is more likely than not that some portion or all of the deferred tax assets will not be realized. The effect on deferred tax assets and liabilities of a change in tax law is recognized in income in the period that includes the enactment date. The Company continuously reviews state and federal tax returns for uncertain tax provisions. Tax benefits are recorded if it is more-likely-than-not that the positions will be sustained upon examination by the taxing authorities and liabilities are recorded if it is deemed less likely that the position taken would prevail. These liabilities are adjusted in the period in which it is determined that the issue is settled with the relevant taxing authority, the expiration of statute of limitation for a tax year in question, a change in tax laws, or other facts become known.

Property Taxes — Property taxes applicable to the Company's assets are estimated and accrued in the period of assessment. At December 31, 2010 and 2009, the Company had accrued property tax expense totaling \$1,775,000 and \$1,649,000, respectively, reflected in the consolidated balance sheets in accrued taxes other than income taxes.

Share-Based Compensation — The Company applies a fair value-based measurement method in accounting for share-based payment transactions with employees, recognizing the cost as the services are performed. (For additional information, see Note 16 – Incentive Plans.)

Pensions and Other Postretirement Benefits — The Company sponsors both a qualified and a nonqualified, noncontributory, defined benefit retirement plan that cover substantially all employees. Benefits are based on years of service and final career-average-pay formulas as defined by the plans. The qualified plan is funded to accumulate sufficient assets to provide for accrued benefits. The nonqualified plan, a supplemental executive plan, is not funded; payments to retirees due under this plan are made on a monthly basis.

The Company also sponsors a defined benefit health care plan and a life insurance benefit plan for substantially all retired employees. The Company measures the costs of its obligations for these plans based on its health care cost trends and actuarial assumptions, including discount rates, mortality, assumed rates of return, compensation increases, and turnover rates. The Company reviews its assumptions on an annual basis and makes modifications to the assumptions based on current rates and trends when it is appropriate to do so. The effect of modifications to those assumptions is recorded in accumulated other comprehensive income/(loss) and amortized to net periodic cost over future periods using the corridor method. The Company believes that the assumptions utilized in recording its obligations under its plans are reasonable based on its experience and market conditions.

Net periodic costs are recognized as employees render the services necessary to earn these post retirement benefits. In 2008, the date for measuring plan assets and obligations was changed from September 30 to December 31. The net periodic benefit cost for the period of October 1, 2007, through December 31, 2008, was based on a measurement date of September 30, 2007. The net periodic benefit cost for the period of October 1, 2007 through December 31, 2007, was reflected as

DELTIC TIMBER CORPORATION
AND SUBSIDIARIES
Notes to Consolidated Financial Statements
December 31, 2010

Note 1 – Significant Accounting Policies (cont.)

an adjustment to retained earnings on December 31, 2008. The impact of this adjustment was a \$267,000 reduction to retained earnings, net of taxes and a \$15,000 reduction to accumulated other comprehensive loss, net of tax. (For additional information, see Note 15 – Employee and Retiree Benefit Plans.)

Advertising Costs — Advertising costs, primarily related to marketing efforts for the Company's real estate developments, are expensed as incurred. These costs amounted to \$982,000 in 2010, \$987,000 in 2009, and \$1,198,000 in 2008, and are reflected in the consolidated statements of income.

Capitalized Interest — The Company capitalizes interest for qualifying assets during construction by applying the Company's capitalization rate to the average amount of accumulated expenditures for the asset during the period. Interest is most often capitalized as an indirect cost for real estate development in the Company's real estate operations. (For additional information, see Note 17 – Supplemental Cash Flows Disclosures.)

Capital Expenditures — Capital expenditures include additions to investment in real estate held for development and sale; timber and timberlands; and property, plant, and equipment.

Net Change in Purchased Stumpage Inventory — Purchased stumpage inventory consists of timber-cutting rights purchased from third parties specifically for use in the Company's sawmills. Depending on the timing of acquisition and usage of this acquired stumpage inventory, the net change in this inventory can either be a source or use of cash in the Company's consolidated statements of cash flows.

Earnings per Common Share — Basic earnings per share is computed using the two-class method and is based on earnings available to common shareholders less accrued preferred dividends, if any and the weighted average number of common shares outstanding. The diluted earnings per share amounts are computed based on earnings available to common shareholders and the weighted average number of common shares outstanding, including shares assumed to be issued under the Company's stock incentive plans using the treasury-stock method, unless anti-dilutive. (For a reconciliation of amounts used in per share computations, see Note 18 – Earnings per Share.)

Shipping and Handling Costs — Shipping and handling costs, such as freight to our customers' destinations, are included in cost of sales in the Company's consolidated statements of income. These costs, when included in the amount invoiced to customers, are also recognized in net sales.

Off-Balance Sheet Arrangements — The Company evaluates its transactions to determine if any variable interest entities exist. If it is determined that Deltic is the primary beneficiary of a variable interest entity, that entity is consolidated into Deltic's financial statements.

Out-of-period adjustment — In the fourth quarter of 2010, the Company recorded an income tax benefit of \$420,000, due to the recognition of out-of-period tax adjustments arising from periods prior to 2001. The Company did not adjust the prior periods as it concluded that such adjustments were not material to the prior periods' financial statements or to the current year. This item had no impact on cash flows for any period presented. (For additional information, see Note 11 – Income Taxes.)

Effect of recently issued Authoritative Accounting Guidance — Financial Accounting Standards Update No. 2010-06, "Improving Disclosures about Fair Value Measurements" was effective January 1, 2010, for the Company and requires the disclosure of detailed information about valuation techniques, inputs used in determining fair value, and transfers into and out of Level 1 and Level 2 of the fair

DELTIC TIMBER CORPORATION
AND SUBSIDIARIES
Notes to Consolidated Financial Statements
December 31, 2010

Note 1 – Significant Accounting Policies (cont.)

value hierarchy. It also clarifies the existing fair value disclosures about the level of disaggregation and about inputs and valuation techniques used to measure fair value and amends guidance on employers' disclosures about postretirement benefit plan assets to require disclosures be provided by asset class instead of major categories of assets. The guidance pertains only to disclosures related to fair value measurements.

Subsequent events – The Company has evaluated subsequent events through the date the financial statements were issued.

Note 2 – Inventories

Inventories at December 31 consisted of the following:

(Thousands of dollars)	<u>2010</u>	<u>2009</u>
Logs	\$ 2,132	1,367
Lumber	3,562	4,211
Materials and supplies	<u>367</u>	<u>339</u>
	<u>\$ 6,061</u>	<u>5,917</u>

The Company utilizes the lower of cost or market basis for determining inventory-carrying values. Lumber inventory amounts at December 31, 2010 and 2009 are stated at lower of cost or net realizable value.

Note 3 – Prepaid Expenses and Other Current Assets

Prepaid expenses and other current assets at December 31 consisted of the following:

(Thousands of dollars)	<u>2010</u>	<u>2009</u>
Short-term deferred tax assets	\$ 2,265	1,989
Refundable income taxes	809	353
Prepaid expenses	219	216
Other current assets	<u>300</u>	<u>284</u>
	<u>\$ 3,593</u>	<u>2,842</u>

Note 4 – Investment in Del-Tin Fiber

Deltic owns 50 percent of the membership of Del-Tin Fiber, which operates a medium density fiberboard ("MDF") plant near El Dorado, Arkansas.

At December 31, 2010 and 2009, the Company's share of the underlying net assets of Del-Tin Fiber exceeded its investment by \$15,730,000 and \$16,580,000, respectively. The difference relates primarily to the Company's write-off of its carrying amount for its investment in Del-Tin Fiber as of

DELTIC TIMBER CORPORATION
AND SUBSIDIARIES
Notes to Consolidated Financial Statements
December 31, 2010

Note 4 – Investment in Del-Tin Fiber (cont.)

December 31, 2002, which was not recorded by Del-Tin Fiber. The equity in earnings of Del-Tin Fiber recognized by the Company exceeds its ownership percentage of Del-Tin's earnings because the difference in basis between the Company and Del-Tin Fiber is being adjusted to account for Del-Tin Fiber's operating results as if it were a consolidated subsidiary.

Cumulative net losses for Del-Tin Fiber have amounted to \$74,958,000, of which \$37,479,000 is the Company's share. As of December 31, 2010, the Company's total contributions to Del-Tin Fiber, net of repayments are \$61,458,000. During 2010 and 2009, net repayments of \$4,913,000 and \$1,556,000, respectively, were received from Del-Tin Fiber. In 2008, net contributions of \$357,000 were made to Del-Tin Fiber.

On August 26, 2004, the Company executed a guarantee agreement in connection with the refinancing of the debt of Del-Tin Fiber, which included both a five-year term loan and a long-term bond obligation. In connection with the bond obligation, Del-Tin Fiber has issued a letter of credit in support of the bond obligation and both Deltic and the other joint venture partner agreed to guarantee Del-Tin Fiber's performance under the letter of credit at inception. The Company's guarantee under the letter of credit expires on August 31, 2011. In connection with the issuance of Deltic's original guarantee of the letter of credit, the fair value of the guarantee of the bonds was determined to be de minimus. In reviewing the payment/performance risk associated with this guarantee, Deltic continues to consider the risk minimal based on Del-Tin's balance sheet, past performance, and length of time remaining on the guarantee.

Under the operating agreement, Del-Tin Fiber's employees operate the plant. Deltic negotiates annually to provide a portion of the plant's fiber and wood fuel supply at market prices. During 2010, 2009, and 2008, Deltic sold to Del-Tin Fiber approximately \$4,449,000, \$4,457,000, and \$4,593,000, respectively, of these lumber manufacturing by-products. As of December 31, 2010 and 2009, the Company had receivables from Del-Tin Fiber of \$158,000 and \$156,000, respectively.

Del-Tin Fiber's Condensed Balance Sheet Information as of January 1, 2011 and January 2, 2010, and results of operations for each of the years in the three-year period ended January 1, 2011, consisted of the following:

(Thousands of dollars)	<u>2010</u>	<u>2009</u>
Condensed Balance Sheet Information		
Current assets	\$ 7,382	7,396
Property, plant, and equipment – net	72,686	75,438
Other noncurrent assets	<u>23</u>	<u>63</u>
Total assets	\$ <u>80,091</u>	<u>82,897</u>
Current liabilities	\$ 3,133	2,528
Long-term debt	29,000	29,000
Members' capital	<u>47,958</u>	<u>51,369</u>
Total liabilities and members' capital	\$ <u>80,091</u>	<u>82,897</u>

DELTIC TIMBER CORPORATION
AND SUBSIDIARIES
Notes to Consolidated Financial Statements
December 31, 2010

Note 4 – Investment in Del-Tin Fiber (cont.)

(Thousands of dollars)	<u>2010</u>	<u>2009</u>	<u>2008</u>
Condensed Income Statement Information			
Net sales	\$ <u>71,679</u>	<u>54,573</u>	<u>66,474</u>
Costs and expenses			
Cost of sales	56,496	43,826	53,997
Depreciation	5,261	4,465	5,160
General and administrative expenses	2,418	2,078	2,289
Loss on asset disposition	<u>297</u>	<u>90</u>	<u>29</u>
Total costs and expenses	<u>64,472</u>	<u>50,459</u>	<u>61,475</u>
Operating income	7,207	4,114	4,999
Interest income	-	-	11
Interest and other debt expense	(790)	(1,124)	(1,988)
Other income	-	125	-
Net income	\$ <u><u>6,417</u></u>	<u><u>3,115</u></u>	<u><u>3,022</u></u>

Note 5 – Timber and Timberlands

Timber and timberlands at December 31 consisted of the following:

(Thousands of dollars)	<u>2010</u>	<u>2009</u>
Purchased stumpage inventory	\$ 1,298	2,449
Timberlands	92,472	92,032
Fee timber	228,813	224,002
Logging facilities	<u>2,554</u>	<u>2,301</u>
	325,137	320,784
Less accumulated cost of fee timber harvested and facilities depreciation	<u>(99,859)</u>	<u>(94,096)</u>
Strategic timber and timberlands	225,278	226,688
Non-strategic timber and timberlands	<u>812</u>	<u>2,205</u>
	\$ <u><u>226,090</u></u>	<u><u>228,893</u></u>

In 1999, the Company initiated a program to identify non-strategic timberlands for possible sale. Approximately 1,900 and 6,000 acres of non-strategic timberlands were available for sale at December 31, 2010 and 2009, respectively. Included in the Woodlands operating income are gains from sales of non-strategic timberland of \$4,782,000, \$5,197,000, and \$6,198,000 in 2010, 2009, and 2008, respectively. Occasionally Deltic engages in land-for-land exchanges that are recorded as sales due to the nature of the land involved. Gains were recognized from non-monetary land exchanges of \$71,000 in 2010, \$23,000 in 2009, and \$296,000 in 2008.

Cost of fee timber harvested amounted to \$5,763,000, \$4,613,000, and \$5,798,000 in 2010, 2009, and 2008, respectively. Depreciation of logging facilities was \$79,000, \$61,000, and \$48,000 for the years 2010, 2009, and 2008, respectively.

DELTIC TIMBER CORPORATION
AND SUBSIDIARIES
Notes to Consolidated Financial Statements
December 31, 2010

Note 6 – Property, Plant, and Equipment

Property, plant, and equipment at December 31 consisted of the following:

(Thousands of dollars)	Range of Useful Lives	2010	2009
Land	N/A	\$ 125	125
Land improvements	10-20 years	6,107	5,463
Buildings and structures	10-20 years	12,522	11,056
Machinery and equipment	3-15 years	98,039	94,993
		<u>116,793</u>	<u>111,637</u>
Less accumulated depreciation		<u>(84,236)</u>	<u>(77,751)</u>
		<u>\$ 32,557</u>	<u>33,886</u>

Depreciation of property, plant, and equipment charged to operations was \$7,392,000, \$7,943,000, and \$8,177,000 in 2010, 2009, and 2008, respectively. Gains/(losses) on disposals or retirements of assets included in operating income were \$74,000, \$45,000, and \$(64,000) in 2010, 2009, and 2008, respectively.

Note 7 – Deferred Revenues and Other Accrued Liabilities

Deferred revenues and other accrued liabilities at December 31 consisted of the following:

(Thousands of dollars)	2010	2009
Deferred revenues – current	\$ 4,176	3,614
Vacation accrual	965	938
Deferred compensation	3,772	1,054
All other current liabilities	<u>1,249</u>	<u>1,375</u>
	<u>\$ 10,162</u>	<u>6,981</u>

Note 8 – Other Noncurrent Liabilities

Other noncurrent liabilities at December 31 consisted of the following:

(Thousands of dollars)	2010	2009
Accumulated postretirement benefit obligation	\$ 8,989	8,355
Excess retirement plan	3,139	3,729
Accrued pension liability	5,622	8,877
Deferred revenue – long-term portion	3,765	1,494
Uncertain tax positions liability	3,011	1,895
All other noncurrent payables	<u>2,113</u>	<u>1,782</u>
	<u>\$ 26,639</u>	<u>26,132</u>

DELTIC TIMBER CORPORATION
AND SUBSIDIARIES
Notes to Consolidated Financial Statements
December 31, 2010

Note 9 – Credit Facilities

The Company has an agreement with SunTrust Bank together with other banks, which provide an unsecured and committed revolving credit facility totaling \$300,000,000, which includes a \$50,000,000 letter of credit feature and expires on September 9, 2012. At December 31, 2010 and 2009, \$24,500,000 and \$49,000,000, respectively, was outstanding and included in long-term debt. As of December 31, 2010 and 2009, \$275,500,000 and \$251,000,000, respectively, were available in excess of all borrowings outstanding under or supported by the respective facilities. No letters of credit supported by the facility were present at December 31, 2010 and 2009. Borrowings under the current agreement bear interest at a base rate or an adjusted Eurodollar rate plus an applicable margin, depending upon the type of loan the Company executes. The applicable margin component of the interest rate varies with the type of loan and the Company's total debt to capital ratio. The agreement contains certain restrictive financial covenants, including a leverage ratio of no greater than .65 to 1.0, minimum timber market value greater than 175 percent of outstanding total senior indebtedness, a fixed charge ratio coverage, and limitations on the incurrence of debt. Fees associated with the current revolving credit facility include a commitment fee of .10 to .25 percent per annum on the unused portion of the committed amount. The unamortized prior costs and the 2007 amendment fees related to the securing of the current facility totaled \$886,000, which were deferred and are being amortized as additional interest expense over the term of the agreement.

The Company may also borrow up to \$1,000,000 under a short-term credit facility with BancorpSouth. The agreement expires December 31, 2011, with annual renewal. The amount available to the Company under this facility is reduced by any borrowings by the Company. As of December 31, 2010 and 2009, Deltic had no borrowings outstanding under this line of credit, resulting in \$1,000,000 available to the Company. Borrowings bear interest based upon the New York Prime rate. Deltic also has an agreement with BancorpSouth to provide letters of credit. New letters of credit are requested by the Company and are approved and issued by BancorpSouth on a case-by-case basis. Outstanding letters of credit as of December 31, 2010 and 2009 were \$705,000 and \$490,000, respectively.

Note 10 – Indebtedness

The Company's indebtedness at December 31 consisted of the following:

(Thousands of dollars)	2010	2009
Notes payable, .76%*, due 2012 (See Note 9)	\$ 24,500	49,000
Senior notes payable, 6.10%, due 2016	40,000	40,000
Senior notes payable, 6.01%, due 2011-2012	<u>2,222</u>	<u>3,333</u>
	66,722	92,333
Less: Current maturities of long-term debt	<u>1,111</u>	<u>1,111</u>
Long-term debt at December 31	\$ <u>65,611</u>	<u>91,222</u>

*Weighted average interest rate at December 31, 2010.

The Company has private placement debt outstanding of \$40,000,000 of Series A Senior Notes ("Notes") with Pacific Coast Farm Credit, a division of American AgCredit due and payable December 18, 2016. The interest rate for the Notes has been 6.10 percent since December 18, 2008, and will remain at that rate for the remainder of the term of the Notes. No installment payments are required, but the terms allow for prepayments at the option of the Company. The agreement contains certain restrictive financial covenants, including a minimum consolidated net worth of the sum of \$175,567,000, plus 50 percent of net income accrued during each quarter thereafter commencing after

DELTIC TIMBER CORPORATION
AND SUBSIDIARIES
Notes to Consolidated Financial Statements
December 31, 2010

Note 10 – Indebtedness (cont.)

December 31, 2006, plus 100 percent of the net proceeds from any public or private offering of common or preferred stock of the Company, a maximum funded debt/capitalization ratio of .6 to 1, a fixed charge coverage ratio of not less than 2.5 to 1, and to maintain a timber market value greater than 200 percent of outstanding total senior indebtedness.

The Company has private placement debt outstanding of \$2,222,000 of senior notes with Modern Woodmen of America. These unsecured notes have a fixed stated interest rate of 6.01 percent and ultimately mature on December 20, 2012. Semiannual installments of \$555,000, or such lesser amount as shall be outstanding, were required beginning on December 20, 2008. The note terms allow for prepayment at the option of the Company in an amount of not less than five percent of the principal amount outstanding at the time of any prepayment. The agreement contains the same restrictive financial covenants, as the Series A Senior Notes. The Company incurred \$55,000 of costs related to the issuance and amendment of these notes, which were deferred and are being amortized as additional interest expense over the term of the underlying debt.

As of December 31, 2010, the scheduled maturities of long-term debt for the next five years are \$1,111,000 in 2011, \$25,611,000 in 2012, none in 2013, 2014, and 2015. (For additional information regarding financial instruments, see Note 9 – Credit Facilities and Note 13 – Fair Value of Financial Instruments.)

The table below sets forth the covenants of the credit facility and status with respect to these covenants as of December 31, 2010 and 2009.

	<u>Covenants Requirements</u>	<u>Actual Ratios at Dec. 31, 2010</u>	<u>Actual Ratios at Dec. 31, 2009</u>
Leverage ratio should be less than: ¹	.65 to 1	.263 to 1	.332 to 1
Fixed charge coverage ratio should be greater than: ²	2.5 to 1	6.50 to 1	5.14 to 1
Total outstanding debt as a percentage of total debt allowed based on the minimum timber market value covenant: ³	n/a	33.57%	45.00%

¹ The leverage ratio is calculated as total debt divided by total capital. Total debt includes indebtedness for borrowed money, secured liabilities, obligations in respect of letters of credit, and guarantees. Total capital is the sum of total debt and net worth. Net worth is calculated as total assets minus total liabilities, as reflected on the balance sheet. This covenant is applied at the end of each quarter.

² The fixed charge coverage ratio is calculated as EBITDA (earnings before interest, taxes, depreciation, depletion, and amortization) increased by non-cash compensation expense and other non-cash expenses, and decreased by dividends paid and income tax paid, divided by the sum of interest expense and scheduled principal payments made on debt during the period. This covenant is applied at the end of the quarter on a rolling four quarter basis.

DELTIC TIMBER CORPORATION
AND SUBSIDIARIES
Notes to Consolidated Financial Statements
December 31, 2010

Note 10 – Indebtedness (cont.)

³ Timber market value must be greater than 175% of total debt (as defined in (1) above.) The timber market value is calculated by multiplying the average price received for sales of timber for the preceding four quarters by the current quarter's ending inventory of timber. This covenant is applied at the end of the quarter on a rolling four quarter basis.

Based on management's current operating projections, the Company believes it will remain in compliance with the debt covenants. However, depending on market conditions and potential economic uncertainties, in future periods the Company may need to request amendments, waivers for covenants, or obtain refinancing. There can be no assurance that the Company will be able to obtain amendments, waivers, or negotiate agreeable refinancing terms should it become necessary.

Note 11 – Income Taxes

The components of income tax expense/(benefit) related to income from operations for the years ended December 31, 2010, 2009, and 2008 are as follows:

(Thousands of dollars)	<u>2010</u>	<u>2009</u>	<u>2008</u>
Federal			
Current	\$ 7,448	1,142	(170)
Deferred	<u>(1,594)</u>	<u>(251)</u>	<u>2,031</u>
	5,854	891	1,861
State			
Current	1,547	275	380
Deferred	<u>(1,073)</u>	<u>(94)</u>	<u>(1,253)</u>
Total	\$ <u>6,328</u>	<u>1,072</u>	<u>988</u>

In 2010, the Company recorded an out-of-period tax adjustment of approximately \$420,000 related to the true-up of state deferred tax assets and liabilities arising from periods 2001 and prior. The Company concluded that such adjustment was not material to the financial statements in each applicable prior period and the current period, both individually and in the aggregate. The following table provides a reconciliation of the Company's income tax expense at the statutory U.S. federal rate of 35% to the actual income tax expense for the years ended December 31, 2010, 2009, and 2008.

(Thousands of dollars)	<u>2010</u>	<u>2009</u>	<u>2008</u>
U.S. Federal income tax using statutory tax rate	\$ 6,554	1,666	1,880
State tax, net of federal tax benefit	748	74	376
Permanent differences	(380)	(8)	(77)
Tax effects resulting from:			
Recognition of state NOL carry forward available to offset uncertain tax liabilities	(505)	188	(1,290)
Tax rate changes on timber gains	(61)	(718)	-
Other	<u>(28)</u>	<u>(130)</u>	<u>99</u>
Income tax provision as reported	\$ <u>6,328</u>	<u>1,072</u>	<u>988</u>

DELTIC TIMBER CORPORATION
AND SUBSIDIARIES
Notes to Consolidated Financial Statements
December 31, 2010

Note 11 – Income Taxes (cont.)

The Company's deferred tax assets and deferred tax liabilities at December 31, 2010 and 2009, consisted of the following:

(Thousands of dollars)	<u>2010</u>	<u>2009</u>
Deferred tax assets		
Investment in real estate held for development and sale	\$ 15,231	13,933
Postretirement and other employee benefits	11,321	11,610
Other deferred tax assets	<u>5,268</u>	<u>4,733</u>
Total deferred tax assets	<u>31,820</u>	<u>30,276</u>
Deferred tax liabilities		
Investment in Del-Tin Fiber	(5,823)	(5,726)
Timber and timberlands	(24,032)	(23,243)
Property, plant, and equipment	(4,222)	(4,571)
Other deferred tax liabilities	<u>(182)</u>	<u>(195)</u>
Total deferred tax liabilities	<u>(34,259)</u>	<u>(33,735)</u>
Net deferred tax liabilities	\$ <u><u>(2,439)</u></u>	<u><u>(3,459)</u></u>

The net deferred tax liability is classified in the accompanying Consolidated Balance Sheets as follows:

(Thousands of dollars)	<u>2010</u>	<u>2009</u>
Current tax asset	\$ 2,265	1,989
Non-current tax assets	641	-
Long-term tax liabilities	<u>(5,345)</u>	<u>(5,448)</u>
Net deferred tax liability	\$ <u><u>(2,439)</u></u>	<u><u>(3,459)</u></u>

In assessing the realizability of deferred tax assets, Deltic's management considers whether it is more likely than not that some portion or all of the Company's total deferred tax assets will not be realized. The ultimate realization of these deferred tax assets is dependent upon the generation of future taxable income during the periods in which those temporary differences become deductible. Management considers the scheduled reversal of deferred tax liabilities, projected future taxable income, and tax planning strategies in making this assessment. Based on the level of historical taxable income and projections for future taxable income over the periods in which the temporary differences are anticipated to reverse, management believes it is more likely than not that the Company will realize the benefits of its deferred tax assets at December 31, 2010, as reductions of future taxable income or by utilizing available tax planning strategies. However, the amount of the net deferred tax assets considered realizable could be adjusted in the future if estimates of taxable income are revised.

Unrecognized tax benefits represent potential future obligations to taxing authorities if uncertain tax positions the Company has taken, primarily on previously filed state income tax returns, are not sustained. Liabilities established for unrecognized tax benefits may not be combined with deferred tax assets or liabilities, however, when the unrecognized tax benefit is directly associated with a tax position taken in a tax year that results (or resulted) in the recognition of a deferred tax asset for an NOL for that year and such NOL has not yet been utilized, net presentation is appropriate.

DELTIC TIMBER CORPORATION
AND SUBSIDIARIES
Notes to Consolidated Financial Statements
December 31, 2010

Note 11 – Income Taxes (cont.)

A reconciliation of the beginning and ending amount of unrecognized tax benefits (excluding both interest and any related federal benefits) is as follows:

(Thousands of dollars)	2010	2009
Balance at January 1	\$ 1,938	1,658
Increases related to current year tax positions	1,185	221
Increases/(decreases) related to prior year tax positions	(65)	102
Lapse of statute	(43)	(43)
Balance at December 31	\$ <u>3,015</u>	<u>1,938</u>

If the Company were to prevail on all unrecognized tax benefits recorded on the balance sheet, approximately \$2,421,000, as of December 31, 2010, would benefit the effective tax rate. The Company's policy is to recognize interest expense related to unrecognized tax benefits in interest expense and penalties in other expenses. The Company had approximately \$18,000 and \$17,000 accrued in deferred revenue and other accrued liabilities for interest and penalties at December 31, 2010 and 2009, respectively.

The Company is no longer subject to federal and state income tax examination by tax authorities for years before 2007.

Note 12 – Stockholders Rights Plan

The Company has a Stockholders Rights Plan ("Rights Plan"), which provides for each eligible common shareholder to receive a dividend of one preferred stock purchase right ("Right") for each outstanding share of the Company's common stock held. On October 19, 2006, the Company's Board of Directors amended the Rights Plan to, among other items, extend its term to December 31, 2016, and to increase the exercise price of the rights to \$200 per share. The Rights will detach from the common stock and become exercisable: (1) following a specified period of time after the date of the first public announcement that a person or group of affiliated or associated persons ("Acquiring Person"), has become the beneficial owner of 15 percent or more of the Company's common stock or (2) following a specified amount of time of the commencement of a tender or exchange offer by any Acquiring Person, which would, if consummated, result in such persons becoming the beneficial owner of 15 percent or more of the Company's common stock. In either case, the detachment of the Rights from the common stock is subject to extension by a majority of the directors of the Company. The Rights have certain anti-takeover effects and will cause substantial dilution to any Acquiring Person that attempts to acquire the Company without conditioning the offer on a substantial number of Rights being acquired. Other terms of the Rights are set forth in, and the foregoing description is qualified in its entirety by, the Rights Agreement between the Company and Harris N.A. (formerly known as Harris Trust and Savings Bank), as Rights Agent.

DELTIC TIMBER CORPORATION
AND SUBSIDIARIES
Notes to Consolidated Financial Statements
December 31, 2010

Note 13 – Fair Value of Financial Instruments

Fair value measurement accounting establishes a fair value hierarchy based on the quality of inputs used to measure fair value, with level 1 being the highest quality and level 3 being the lowest quality. Level 1 inputs are quoted prices in active markets on identical assets or liabilities. Level 2 inputs are observable inputs other than quoted prices included in Level 1. Level 3 inputs are unobservable inputs which reflect assumptions about pricing by market participants.

Information pertaining to the fair value of the pension plan assets is found in Note 15 – Employee and Retiree Benefit Plans.

Following is a description of the valuation methodologies used for liabilities measured at fair value.

Nonqualified employee savings plan — Consists of mutual funds, which are valued at the net asset value of shares held by the plan at year-end, at quoted market prices.

The fair value measurements for the Company's financial liabilities accounted for at fair value on a recurring basis at December 31, 2010 are presented in the following table:

(Thousands of dollars)	December 31, 2010	Fair Value Measurements at Reporting Date Using		
		Quoted Prices in Active Markets for Identical Assets (Liabilities) Inputs Level 1	Significant Observable Inputs Level 2	Significant Unobservable Inputs Level 3
Liabilities				
Nonqualified employee savings plan	\$ 799	799	-	-

The following table presents the carrying amounts and estimated fair values of financial instruments held by the Company at December 31, 2010 and 2009. The fair value of a financial instrument is the amount at which the instrument could be exchanged in a current transaction between willing parties. The table excludes financial instruments included in current assets and liabilities, except current maturities of long-term debt, all of which have fair values approximating carrying values.

Long-term debt, including current maturities — The fair value is estimated by discounting the scheduled debt payment streams to present value based on market rates for which the Company's debt could be refinanced.

(Thousands of dollars)	2010		2009	
	Carrying Amount	Estimated Fair Value	Carrying Amount	Estimated Fair Value
Financial liabilities				
Long-term debt, including current liabilities	\$ 66,722	70,196	92,333	94,975

DELTIC TIMBER CORPORATION
AND SUBSIDIARIES
Notes to Consolidated Financial Statements
December 31, 2010

Note 14 – Concentration of Credit Risks

Financial instruments which potentially subject the Company to credit risk are trade accounts receivable. These receivables normally arise from the sale of wood products and real estate. Concentration of credit with respect to these trade accounts receivable is limited due to the large number of customers comprising the Company's customer base. No single recurring customer accounted for a significant amount of the Company's sales of wood products or real estate in 2010, 2009, or 2008. At December 31, 2010 and 2009, there were no significant accounts receivable from a single customer. The Company performs ongoing credit evaluations of its customers and generally does not require collateral to support accounts receivable.

Note 15 – Employee and Retiree Benefit Plans

The Company has a funded, qualified defined benefit retirement plan ("Retirement Plan") that covers each employee who completes 1,000 hours of service for a twelve-month period, once employment has commenced, and continues to meet both the 1,000 hours requirement and the employment requirement for each twelve-month period. An unfunded, nonqualified supplemental executive retirement plan is maintained for certain current and former employees. All contributions to both plans are made by the Company. The plans provide defined benefits based on years of benefit service and average monthly compensation as defined by the Company's Retirement Plan. The Company determines the vested benefit obligation on the actuarial present value based on the employee's expected date of retirement. The Company also sponsors a plan that provides comprehensive healthcare benefits (supplementing Medicare benefits for those eligible) and life insurance benefits for retired employees. Costs are accrued for this plan during the service lives of covered employees. Retirees contribute a portion of the self-funded cost of healthcare benefits and the Company contributes the remainder. The Company pays premiums for life insurance coverage arranged through an insurance company. The health care plan is funded on a pay-as-you-go basis. The Company retains the right to modify or terminate the benefits and /or cost sharing provisions. United States health care legislation enacted in 2010 is expected to affect companies that offer postemployment benefits to employees. Based on management's understanding of this legislation and the types of benefits currently offered by the Company's benefit plan, it is estimated that the financial impact to the Company will be immaterial.

The following table sets forth the plan's benefit obligations, fair value of plan assets, and funded status at December 31, 2010 and 2009.

	Funded Qualified Retirement Plan		Unfunded Nonqualified Retirement Plan		Other Postretirement Plans	
	2010	2009	2010	2009	2010	2009
	(Thousands of dollars)					
Change in projected benefit obligation						
Benefit obligation at beginning of period	\$ 27,854	26,732	3,965	3,411	8,732	8,691
Service cost	1,130	1,106	133	112	327	323
Interest cost	1,629	1,586	228	197	468	477
Participant contributions	-	-	-	-	86	74
Actuarial (gain)/loss	(2,171)	(710)	(704)	494	10	(450)
Benefits paid	(953)	(860)	(247)	(249)	(216)	(383)
Benefit obligation at end of period	\$ <u>27,489</u>	<u>27,854</u>	<u>3,375</u>	<u>3,965</u>	<u>9,407</u>	<u>8,732</u>

DELTIC TIMBER CORPORATION
AND SUBSIDIARIES
Notes to Consolidated Financial Statements
December 31, 2010

Note 15 – Employee and Retiree Benefit Plans (cont.)

(Thousands of dollars)	Funded Qualified Retirement Plan		Unfunded Nonqualified Retirement Plan		Other Postretirement Plans	
	2010	2009	2010	2009	2010	2009
	<u>2010</u>	<u>2009</u>	<u>2010</u>	<u>2009</u>	<u>2010</u>	<u>2009</u>
Change in plan assets						
Fair value of plan assets at beginning of period	\$ 18,977	15,603	-	-	-	-
Actual return on plan assets	2,427	2,833	-	-	-	-
Employer contributions	1,500	1,500	247	249	130	309
Participant contributions	-	-	-	-	86	74
Benefits paid	(953)	(860)	(247)	(249)	(216)	(383)
Expenses	(84)	(99)	-	-	-	-
Fair value of plan assets at end of period	\$ <u>21,867</u>	<u>18,977</u>	<u>-</u>	<u>-</u>	<u>-</u>	<u>-</u>
Funded status of plans	\$ <u>(5,622)</u>	<u>(8,877)</u>	<u>(3,375)</u>	<u>(3,965)</u>	<u>(9,407)</u>	<u>(8,732)</u>
Amounts recognized in the balance sheet						
Current liability	\$ -	-	(236)	(236)	(418)	(377)
Noncurrent liability	\$ (5,622)	(8,877)	(3,139)	(3,729)	(8,989)	(8,355)
Deferred income taxes – net	\$ 1,702	3,083	196	499	(158)	(240)
Accumulated other comprehensive (income)/loss	\$ 2,638	4,778	304	774	(216)	(343)
Amounts recognized in accumulated other comprehensive (income)/loss						
Net unrecognized loss	\$ 4,264	7,766	540	1,324	467	457
Unrecognized prior service cost/(credit)	76	95	(40)	(51)	(841)	(1,040)
Tax effects	(1,702)	(3,083)	(196)	(499)	158	240
	\$ <u>2,638</u>	<u>4,778</u>	<u>304</u>	<u>774</u>	<u>(216)</u>	<u>(343)</u>
Assumptions used in measurement of benefit obligations						
Weighted average discount rate	5.45%	5.95%	5.45%	5.95%	5.35%	5.86%
Rate of compensation increase	4.00%	5.00%	4.00%	5.00%	N/A	N/A
Accumulated benefit obligations at year end	\$ <u>24,121</u>	<u>22,498</u>	<u>3,243</u>	<u>3,028</u>	<u>N/A</u>	<u>N/A</u>

DELTIC TIMBER CORPORATION
AND SUBSIDIARIES
Notes to Consolidated Financial Statements
December 31, 2010

Note 15 – Employee and Retiree Benefit Plans (cont.)

Components of net periodic retirement expense and other postretirement benefits expense consisted of the following:

(Thousands of dollars)	<u>2010</u>	<u>2009</u>	<u>2008</u>
Funded qualified retirement plan			
Service cost	\$ 1,130	1,106	927
Interest cost	1,629	1,586	1,402
Expected return on plan assets	(1,444)	(1,190)	(1,495)
Amortization of prior service cost	18	62	62
Amortization of actuarial loss	433	685	-
Net periodic benefit cost	\$ <u>1,766</u>	<u>2,249</u>	<u>896</u>
Unfunded nonqualified retirement plan			
Service cost	\$ 133	112	104
Interest cost	228	197	184
Amortization of prior service credit	(11)	(11)	(11)
Amortization of actuarial loss	81	46	22
Net periodic benefit cost	\$ <u>431</u>	<u>344</u>	<u>299</u>
Other postretirement benefits			
Service cost	\$ 327	323	276
Interest cost	468	477	487
Amortization of prior service cost	(199)	(199)	(199)
Amortization of actuarial cost	-	-	35
Net periodic benefit cost	\$ <u>596</u>	<u>601</u>	<u>599</u>
Assumptions used to determine net periodic benefit cost – pension plans			
Weighted average discount rate	5.95%	6.01%	6.33%
Expected long-term rate of return on plan assets	7.50%	7.50%	7.50%
Rate of compensation increase	5.00%	5.50%	4.60%
Assumptions used to determine net periodic benefit cost – other postretirement plan			
Weighted average discount rate	5.86%	6.10%	6.25%
Other changes in plan assets and benefit obligations recognized in other comprehensive (income)/loss			
Funding after measurement date	\$ -	-	(641)
Net unrecognized loss/(gain)	(3,764)	(2,210)	9,269
Amortization of prior service credit	(7)	(51)	(51)
Amortization of actuarial gains	(513)	(731)	(57)
Amortization of plan amendment	199	199	199
Tax effect of changes	<u>1,602</u>	<u>1,095</u>	<u>(3,420)</u>
Total recognized in other comprehensive (income)/loss	\$ <u>(2,483)</u>	<u>(1,698)</u>	<u>5,299</u>

DELTIC TIMBER CORPORATION
AND SUBSIDIARIES
Notes to Consolidated Financial Statements
December 31, 2010

Note 15 – Employee and Retiree Benefit Plans (cont.)

(Thousands of dollars)	Funded Qualified Retirement Plan	Unfunded Non- qualified Retirement Plan	Other Post- retirement Plan
Estimated benefit payments by year			
2011	\$ 1,020	236	418
2012	1,073	236	425
2013	1,141	236	438
2014	1,210	273	458
2015	1,264	273	488
2016 - 2020	7,266	1,605	3,103

The estimated net loss and net prior service cost for the defined benefit and supplemental retirement pension plans that will be amortized from accumulated other comprehensive income into net periodic benefit cost over the next fiscal year are \$155,000 and \$7,000, respectively. The plan amendment for the other defined benefit postretirement plans that will be amortized from accumulated other comprehensive income into net periodic benefit cost over the next fiscal year is \$199,000.

The amount of projected expense of the qualified retirement plan is expected to be \$995,000 for 2011. The Company expects to make contributions during 2011 of approximately \$1,200,000 to the qualified retirement plan, \$236,000 to fund benefits paid from its nonqualified retirement plan, and approximately \$418,000 to fund postretirement benefit plans.

The discount rate assumption used by the Company to measure benefit obligations and net periodic expenses is based on the estimated interest rate at which the benefit obligations of its plans can be settled. For 2010 and 2009, the Company used a discount rate durational study of Other Postretirement Employee Benefit (“OPEB”) liabilities to determine an appropriate discount rate.

To develop the expected long-term rate of return on asset assumption, the Company considered the current level of expected returns on risk-free investments (primarily government bonds), the historical level of the risk premium allocated with the other asset classes in which the portfolio is invested, and the expectations for future returns of each asset class. The expected return for each asset class was then weighted, based on the target asset allocation, to develop the expected long-term rate of return on asset assumption for the portfolio. The returns were adjusted to account for plan expenses. This resulted in the selection of the 7.50 percent assumption.

In determining the benefit obligation for health care at December 31, 2011, health care inflation cost was assumed to increase at an annual rate of five percent in 2011. Assumed health care cost trend rates have a significant effect on the amounts reported for the health care plan. A one percentage-point increase in the assumed health care cost trend would increase the aggregate service and interest cost components of periodic benefit cost for 2011 by \$121,000 and the benefit obligation by \$1,251,000, while a one percentage-point decrease in the assumed rate would decrease the 2011 cost components by \$99,000 and the benefit obligation by \$1,030,000.

DELTIC TIMBER CORPORATION
AND SUBSIDIARIES
Notes to Consolidated Financial Statements
December 31, 2010

Note 15 – Employee and Retiree Benefit Plans (cont.)

Funded plan — The assets of the defined benefit plan, the “Plan,” are contained in a trust, sponsored by Deltic, and administered by a trustee appointed by the Company’s Pension Investment and Employees Benefits Committee.

The investment policy of the Plan is to achieve growth with the preservation of principal. To achieve the goal of growth of plan assets (excluding contributions and withdrawals) at a rate that exceeds inflation, a balanced portfolio consisting of equities, fixed income, and cash equivalents is maintained. The components of the portfolio must be securities that have readily available prices and can be sold easily without significantly impacting the price of the securities. The minimum and maximum asset allocation levels, at market, for large cap equity is 40 to 60 percent, small cap equity is 5 to 15 percent, international equity is zero to 20 percent, fixed income is 30 to 55 percent, and up to 5 percent in cash equivalents.

The following types of securities are permitted in the Plan.

Equities – Common stocks, preferred stocks, convertible preferred stocks, convertible bonds, American depository receipts, proprietary funds, mutual funds, and exchange-traded funds.

Fixed income – U.S. government securities, corporate debt obligations, U.S. government agency securities, and mortgage-backed security issues.

Cash equivalents – U.S. government securities.

Not more than 2.5 percent of the market value of Plan assets may be held in the securities of any single issuer with the exception of the U.S. government or its agencies. As of December 31, 2010, less than three percent of the total market value of the Plan assets were invested in mortgage-backed securities issues.

Fair value measurement — Following is a description of the valuation methodologies used for retirement plan assets measured at fair value.

Common stock, preferred securities, and exchange-traded funds: Valued at the closing price reported on the active market on which the individual securities are traded.

Mutual funds and proprietary funds: Valued at the net asset value (“NAV”) of shares held by the plan at year-end, at quoted market prices.

Corporate debt obligations and U.S. government and agency securities: Valued using quoted prices for similar assets in active markets; pricing models that utilize trade, bid and other market information; or benchmark curves, benchmarking of like securities, sector groupings, and matrix pricing.

Money market funds: Valued at par, which approximates fair value.

The methods described above may produce a fair value calculation that may not be indicative of net realizable value or reflective of future fair values. Furthermore, while the Plan believes its valuation methods are appropriate and consistent with other market participants, the use of different

DELTIC TIMBER CORPORATION
AND SUBSIDIARIES
Notes to Consolidated Financial Statements
December 31, 2010

Note 15 – Employee and Retiree Benefit Plans (cont.)

methodologies or assumptions to determine the fair value of certain financial instruments could result in a different fair value measurement at the reporting date.

The following tables set forth by level within the fair value hierarchy, the Plan's investments at fair value as of December 31, 2010 and 2009.

	<u>Fair Value Measurements at Reporting Date Using</u>				
	Per- cent of Total	Total Carrying value at Dec. 31 2010	Quoted Prices in Active Markets for Identical Assets (Liabilities) Inputs Level 1	Signi- ficant Observ- able Inputs Level 2	Signi- ficant Unobserv- able Inputs Level 3
(Thousands of dollars)					
Plan Investments					
Cash and cash equivalents	3.1	\$ 668	668	-	-
Other	-	2	2	-	-
Equity securities by sector:					
Energy	4.8	1,045	1,045	-	-
Materials and industrials	10.3	2,242	2,242	-	-
Consumer	12.3	2,699	2,699	-	-
Health care	5.7	1,236	1,236	-	-
Financials	5.6	1,214	1,214	-	-
Information tech	12.2	2,670	2,670	-	-
Telecom. and utilities	2.4	526	526	-	-
Foreign stocks	3.9	863	863	-	-
U.S. Govt. and agency securities	21.2	4,650	4,165	485	-
Corporate debt obligations	11.3	2,478	-	2,478	-
Investment funds:					
International and emerging markets	3.0	649	649	-	-
Exchange-traded funds	4.2	925	925	-	-
Total plan investments at fair value	<u>100.0</u>	<u>\$ 21,867</u>	<u>18,904</u>	<u>2,963</u>	<u>-</u>
Percent of fair value hierarchy		<u>100</u>	<u>86.5</u>	<u>13.5</u>	<u>-</u>

DELTIC TIMBER CORPORATION
AND SUBSIDIARIES
Notes to Consolidated Financial Statements
December 31, 2010

Note 15 – Employee and Retiree Benefit Plans (cont.)

	<u>Fair Value Measurements at Reporting Date Using</u>				
	Per- cent of Total	Total Carrying value at Dec. 31 2009	Quoted Prices in Active Markets for Identical Assets (Liabilities) Inputs Level 1	Signi- ficant Observ- able Inputs Level 2	Signi- ficant Unobserv- able Inputs Level 3
(Thousands of dollars)					
Plan Investments					
Cash and cash equivalents	2.9	\$ 557	557	-	-
Other	.5	95	95	-	-
Equity securities by sector:					
Energy	4.4	838	838	-	-
Materials and industrials	8.1	1,546	1,546	-	-
Consumer	11.8	2,229	2,229	-	-
Health care	7.0	1,330	1,330	-	-
Financials	5.4	1,020	1,020	-	-
Information tech.	13.5	2,555	2,555	-	-
Telecom. and utilities	1.3	248	248	-	-
Foreign stocks	3.0	563	563	-	-
Preferred securities	.1	14	14	-	-
U.S. Govt. and agency securities	25.8	4,896	4,557	339	-
Corporate debt obligations	8.9	1,690	-	1,690	-
Investment funds:					
International funds	3.1	596	596	-	-
Exchange-traded funds	4.2	800	800	-	-
Total plan investments at fair value	<u>100.0</u>	<u>\$ 18,977</u>	<u>16,948</u>	<u>2,029</u>	<u>-</u>
Percent of fair value hierarchy		<u>100</u>	<u>89.3</u>	<u>10.7</u>	<u>-</u>

Thrift Plan — Employees of the Company may participate in its thrift plan by allotting up to a specific percentage of their base pay. The Company matches contributions at a stated percentage of each employee's allotment. Company contributions to this plan were \$551,000 in 2010, \$522,000 in 2009, and \$591,000 in 2008.

Note 16 – Incentive Plans

Stock Incentive Plan

On April 25, 2002, the Company's shareholders approved the Deltic Timber Corporation 2002 Stock Incentive Plan ("the 2002 Plan"). The 2002 Plan replaced the 1996 Stock Incentive Plan ("the 1996 Plan"), which was terminated. The 2002 Plan permits annual awards of shares of the Company's common stock to executives, other key employees, and nonemployee directors. Under the plan, the Executive Compensation Committee ("the Committee") is authorized to grant: (1) stock options; (2) restricted stock and restricted stock units; (3) performance units; and (4) other stock-based awards,

DELTIC TIMBER CORPORATION
AND SUBSIDIARIES
Notes to Consolidated Financial Statements
December 31, 2010

Note 16 – Incentive Plans (cont.)

including stock appreciation rights and rights to dividends and dividend equivalents. The number of shares available for issuance under the 2002 Plan is 1,800,000 shares unless adjustment is determined necessary by the Committee as the result of dividend or other distribution, recapitalization, stock split, reverse stock split, reorganization, merger, consolidation, split-up, spin-off, combination, repurchase or exchange of common stock, or other corporate transaction in order to prevent dilution or enlargement of benefits or potential benefits intended to be made available. At December 31, 2010, 1,116,862 of these 1,800,000 shares were available for award under the 2002 Plan. No participant in the 2002 Plan may receive options and stock appreciation rights in any calendar-year that relates to more than 50,000 shares, and the maximum number of shares, which may be awarded as restricted stock and restricted stock units or other stock-based awards are 180,000 shares. The Company has a policy of issuing treasury stock to satisfy all share-based incentive plans.

Under the fair value recognition provisions for share-based payments, share-based compensation cost is estimated at the grant date based on the fair value of the award and is recognized as expense over the requisite service period of the award. The fair value of stock options granted are determined using a binomial model. The fair value of restricted stock awards is determined by reference to the fair market value of the Company's common stock on the date of grant. Restricted stock performance units are valued using a Monte Carlo simulation model. Compensation cost is recognized on a straight-line basis over the requisite service period. The benefits of tax deductions in excess of recognized compensation cost is to be reported as a financing cash flow.

Deltic issues restricted stock performance units whose vesting is contingent upon meeting certain financial performance goals based upon the Company's total stockholder return compared to the total return of a Paper and Forest Products Index selected by the Committee and calculated by Standard and Poor's. Determining the appropriate amount to expense is based on likelihood of achievement of the stated goals and requires judgment, including forecasting future financial results.

The Company uses historical volatility over a ten-year trading life to determine volatility assumptions. Risk-free interest rates are based on historical rates and forward-looking factors. The expected dividend yield is based on the Company's average dividend yield from 2006 to 2009. The pre-vesting forfeiture rate is based on historical rates and forward-looking factors. The expected option term is based on the term of the option and historical exercise and expiration experience.

Assumptions for the 2010, 2009, and 2008 valuation of stock options and restricted stock performance units consisted of the following:

	<u>2010</u>	<u>2009</u>	<u>2008</u>
Expected term of options (in years)	6.27	6.27	6.27
Weighted expected volatility	34.57%	32.05%	29.86%
Dividend yield	0.61%	0.63%	0.63%
Risk-free interest rate - performance restricted shares	2.13%	1.47%	2.62%
Risk-free interest rate - stock options	3.92%	2.60%	3.67%
Stock price as of valuation date	\$ 44.84	34.41	51.37
Restricted performance share valuation	\$ 58.66	43.48	53.49
Grant date fair value - stock options	\$ 14.49	11.74	16.46

DELTIC TIMBER CORPORATION
AND SUBSIDIARIES
Notes to Consolidated Financial Statements
December 31, 2010

Note 16 – Incentive Plans (cont.)

The consolidated statements of income for the years ended December 31, 2010, 2009, and 2008 included \$1,696,000, \$1,705,000, and \$1,669,000, respectively, of stock-based compensation expense reflected in general and administrative expenses. The potential income tax benefit derived from all share-based payment arrangements with employees was \$140,000, \$102,000, and \$874,000 for the years ended December 31, 2010, 2009, and 2008, respectively.

Stock Options — For each option granted under the 2002 Plan, the Committee fixes the option price at not less than fair market value on the date of the grant and the option term, not to exceed 10 years from date of grant. The resulting fixed stock-based compensation cost was recognized over the vesting period for these options. Options granted after 1998 have been issued with terms of ten years and are nonqualified. All outstanding options have an option price not less than the market value on the grant date, with a range in option prices of \$24.31 to \$53.75 per share. For all options granted since 2003, one-fourth vest after each one-year period over the subsequent four years from issuance.

A summary of stock options as of December 31, 2010, and changes during the year ended are presented below:

	<u>Shares</u>	<u>Weighted Average Exercise Price</u>	<u>Weighted Average Remaining Contractual Term (Years)</u>	<u>Aggregate Intrinsic Value \$(000)</u>
Outstanding at January 1, 2010	168,914	\$ 42.97		
Granted	32,159	44.84		
Exercised	(18,722)	31.30		
Forfeited/expired	<u>(19,896)</u>	50.46		
Outstanding at December 31, 2010	<u>162,455</u>	<u>\$ 43.77</u>	<u>6.1</u>	<u>\$ 2,042</u>
Exercisable at December 31, 2010	<u>91,205</u>	<u>\$ 44.47</u>	<u>4.4</u>	<u>\$ 1,083</u>

The intrinsic value of options exercised during the years ended December 31, 2010, 2009, and 2008 was \$474,000, \$383,000, and \$2,882,000, respectively. At December 31, 2010, there was \$758,000 of unrecognized compensation cost related to unvested stock options. The weighted average period remaining to vest is 1.7 years.

DELTIC TIMBER CORPORATION
AND SUBSIDIARIES
Notes to Consolidated Financial Statements
December 31, 2010

Note 16 – Incentive Plans (cont.)

Additional information about stock options outstanding at December 31, 2010, consisted of the following:

Range of Exercise Prices	Options Outstanding			Options Exercisable	
	Number of Options	Average Life in Years	Average Exercise Price	Number of Options	Average Exercise Price
\$20.00 - \$25.00	3,000	2.1	\$24.31	3,000	\$24.31
\$26.00 - \$30.00	15,000	1.1	29.30	15,000	29.30
\$31.00 - \$35.00	34,235	7.1	34.08	9,104	33.18
\$41.00 - \$45.00	46,063	7.2	44.66	17,308	44.36
\$51.00 - \$55.00	<u>64,157</u>	6.1	52.60	<u>46,793</u>	52.87
	<u>162,455</u>	6.1		<u>91,205</u>	

Restricted Stock and Restricted Stock Units – The Committee may grant restricted stock and restricted stock units to selected employees, with conditions to vesting for each grant established by the Committee. During the vesting period, the grantee may vote and receive dividends on the shares, but shares are subject to transfer restrictions and are all, or partially, forfeited if a grantee terminates, depending on the reason. Restricted stock and restricted stock units granted since 2003 have vested after four years and the stock based compensation is recognized on a straight-line basis over the requisite service period for the entire award.

A summary of unvested restricted stock as of December 31, 2010, and changes during the year then ended are presented below:

	Shares	Weighted Average Grant-Date Fair Value
Unvested at January 1, 2010	70,963	\$46.89
Granted	20,733	44.84
Vested	(12,231)	53.23
Forfeited	<u>(3,893)</u>	42.93
Unvested at December 31, 2010	<u>75,572</u>	\$45.51

As of December 31, 2010, there was \$1,382,000 of unrecognized compensation cost related to unvested restricted stock. That cost is expected to be recognized over a weighted-average period of 1.6 years.

DELTIC TIMBER CORPORATION
AND SUBSIDIARIES
Notes to Consolidated Financial Statements
December 31, 2010

Note 16 – Incentive Plans (cont.)

Performance Units — Performance units granted under the 2002 Plan may be denominated in cash, common shares, other securities, other awards allowed under the 2002 Plan, or other property and shall confer on the holder thereof rights valued as determined by the Committee and payable to, or exercisable by, the holder, in whole or in part, upon achievement of such performance goals during such performance periods as the Committee shall establish. Subject to the terms of the 2002 Plan, the performance goals to be achieved during any performance period, the length of any performance period, the amount of any performance unit granted, and any payment or transfer to be made pursuant to any performance unit shall be determined by the Committee. During 2010, 2009, and 2008, the Company issued performance units in the form of restricted stock with specified performance requirements. During the vesting period, the grantee may vote and receive dividends on the shares, but shares are subject to transfer restrictions and are all, or partially, forfeited if a grantee terminates, depending on the reason. Performance units granted since 2003 have vested after four years and the stock based compensation is recognized on a straight-line basis over the requisite service period for the entire award.

A summary of unvested restricted stock performance units as of December 31, 2010, and changes during the year then ended are presented below:

	<u>Shares</u>	<u>Weighted Average Grant-Date Fair Value</u>
Unvested at January 1, 2010	46,874	\$51.15
Granted	14,471	58.66
Vested	(9,359)	55.93
Forfeited	<u>(4,424)</u>	51.56
Unvested at December 31, 2010	<u>47,562</u>	\$52.46

As of December 31, 2010, there was \$1,191,000 of unrecognized compensation cost related to unvested restricted stock performance units. That cost is expected to be recognized over a weighted-average period of 1.7 years.

Other Stock-based Awards — The Committee may also grant other awards, including but not limited to, stock appreciation rights and rights to dividends and dividend equivalents that are denominated, or payable in, valued in whole or in part by reference to, or otherwise based on or related to shares of the Company's common stock, including securities convertible in its common stock, as deemed by the Committee to be consistent with the purpose of the 2002 Plan. No such other stock-based awards have been granted.

DELTIC TIMBER CORPORATION
AND SUBSIDIARIES
Notes to Consolidated Financial Statements
December 31, 2010

Note 16 – Incentive Plans (cont.)

Cash Incentive Compensation Plan

The Company has an incentive compensation plan that provides for annual cash awards to officers and key employees based on actual results for a year compared to objectives established at the beginning of that year by the Executive Compensation Committee, which administers the Plan. The Company recorded expenses for cash incentive awards of \$2,602,000, \$299,000, and \$328,000, in 2010, 2009, and 2008, respectively. The Company had accrued provisions for cash incentive awards totaling \$2,577,000 and \$285,000 at December 31, 2010 and 2009, respectively, reflected in the consolidated balance sheets in deferred revenues and other accrued liabilities.

Note 17 – Supplemental Cash Flows Disclosures

Additional information concerning cash flows are as follows:

(Thousands of dollars)	2010	2009	2008
Income taxes paid/(received) in cash	\$ 8,774	(476)	220
Interest paid	3,265	3,422	4,736
Interest capitalized	(75)	(146)	(480)

Non-cash investing and financing activities excluded from the statement of cash flows include:

(Thousands of dollars)	2010	2009	2008
Issuance of restricted stock	\$ 1,540	1,859	1,214
Land exchanges	140	36	387

(Increases)/decreases in operating working capital other than cash and cash equivalents, for each of the three years ended December 31 consisted of the following:

(Thousands of dollars)	2010	2009	2008
Trade accounts receivable	\$ 284	(1,897)	950
Other receivables	(12)	(28)	103
Inventories	(144)	594	(355)
Prepaid expenses and other current assets	(475)	1,338	(1,546)
Trade accounts payable	(429)	1,097	(933)
Accrued taxes other than income taxes	162	66	108
Deferred revenues and other accrued liabilities	2,879	389	(1,011)
	<u>\$ 2,265</u>	<u>1,559</u>	<u>(2,684)</u>

Cash flows provided by other operating activities included an increase/(decrease) in deferred long-term mineral lease rental revenue of \$2,712,000 in 2010, \$(1,515,000) in 2009, and \$(1,107,000) in 2008.

DELTIC TIMBER CORPORATION
AND SUBSIDIARIES
Notes to Consolidated Financial Statements
December 31, 2010

Note 18 – Earnings per Share

The amounts used in computing earnings per share and the effect on income and weighted average number of shares outstanding of dilutive potential common stock consisted of the following:

(Thousands of dollars, except per share amounts)	<u>2010</u>	<u>2009</u>	<u>2008</u>
Net income	\$ <u>12,397</u>	<u>3,688</u>	<u>4,384</u>
Weighted average number of common shares used in basic EPS	12,364	12,317	12,335
Effect of dilutive stock awards	<u>96</u>	<u>100</u>	<u>140</u>
Weighted average number of common shares and dilutive potential common stock used in EPS assuming dilution	<u>12,460</u>	<u>12,417</u>	<u>12,475</u>
Earnings per common share			
Basic	\$.99	.30	.35
Assuming dilution	\$.99	.30	.35

Diluted earnings per common share is computed using the weighted-average number of shares determined for the basic earnings per common share computation plus the dilutive effect of common stock equivalents using the treasury stock method. Options to purchase shares, which were outstanding but not included in the computation of diluted earnings per share because the options were anti-dilutive, were 64,157, 97,295, and 28,970 respectively, for 2010, 2009, and 2008. Restricted performance shares, which were outstanding but not included in the computation of diluted earnings per share because they do not meet the metrics established for awarding, were 14,157, 15,788, and none respectively for 2010, 2009, and 2008.

Note 19 – Variable Interest Entity

The acquisition of certain timberlands in Calhoun County, Arkansas, in October 2009, was structured to qualify as the second step of a reverse like-kind exchange under Internal Revenue Code Section 1031 and Internal Revenue Service ("IRS"), Revenue Procedure 2000-37. Prior to closing on the purchase, the Company assigned all of its rights and duties under the purchase and sale agreement to Hampton Acquisition, LLC ("Hampton"), a company unaffiliated with Deltic. Hampton, as an exchange accommodation titleholder, acquired the timberlands. Deltic loaned to Hampton an amount equal to the purchase price of the assets.

Based on the provisions of the FASB codification related to consolidations of variable interest entities, FASC 810-10, the Company determined that Hampton is a variable interest entity for which Deltic was the primary beneficiary. Accordingly, Hampton was consolidated into Deltic subsequent to the completion of the purchase of timberlands on October 7, 2009. The second step of this like-kind exchange was concluded on April 14, 2010, and all assets were transferred to Deltic on that date.

DELTIC TIMBER CORPORATION
AND SUBSIDIARIES
Notes to Consolidated Financial Statements
December 31, 2010

Note 20 – Commitments and Contingencies

Commitments — Commitments for capital expenditures at December 31, 2010, were approximately \$436,000 for property, plant, and equipment; and \$195,000 for investment in real estate held for development and sale and amenities.

Contingencies — The Company has various contingencies related to its investment in Del-Tin Fiber and has either recorded such contingencies into its financial statements or disclosed the conditions of the contingency. (For additional information, see Note 4 – Investment in Del-Tin Fiber.)

The Company is also involved in other litigation incidental to its business from time to time. Currently, there are no other material legal proceedings outstanding.

Note 21 – Subsequent Events

On February 4, 2011, the Company amended and extended its unsecured and committed revolving credit facility. The amended facility allows \$297,500,000 of borrowings and will mature on September 9, 2015. Deltic incurred \$1,094,000 in fees to facilitate the amendment, which will be amortized over the length of the agreement.

Note 22 – Business Segments

The Company's four reporting segments consist of Deltic's three operating business units and its corporate function. Each reporting entity has a separate management team and infrastructure that offers different products and/or services.

Woodlands operations manage the Company's Southern Pine timberlands located primarily in Arkansas and northern Louisiana and derive revenue from the harvest of timber from the timberlands in accordance with its harvest plans, and either sells timber to third parties in the domestic market or to the Company's Mills segment for conversion into lumber. In addition, this segment may, from time to time, identify and sell a portion of its timberland holdings that is either non-strategic to future timberland management activities or has appreciated, due primarily to location, to a level that exceeds its value as a timber-growing asset. This segment also generates revenue from oil and gas royalties and the leasing of hunting, oil and gas, and other rights on its timberlands.

The Mills segment consists of Deltic's two sawmills which convert timber, either purchased from third parties or the Company's Woodlands segment, into lumber. These mills produce a variety of products, including dimension lumber, boards, and timbers. These products are sold primarily to wholesale distributors, retailers, lumber treaters, and truss manufacturers in the South and Midwest and are used in residential construction, roof trusses and laminated beams.

Real Estate operations, which include real estate developments, add value to former timberland by developing it into upscale, planned residential and commercial developments. These developments, which are generally centered on a core amenity, are being developed in stages. Historically, real estate sales have consisted primarily of residential lots sold to builders or individuals, commercial site sales,

DELTIC TIMBER CORPORATION
AND SUBSIDIARIES
Notes to Consolidated Financial Statements
December 31, 2010

Note 22 – Business Segments (cont.)

and sales of undeveloped acreage. In addition, this segment currently leases retail and office space to third parties in a retail center constructed by the Company, and held for sale, in one of its developments. This segment also manages: (1) a real estate brokerage subsidiary which generates commission revenue by reselling existing homes and (2) a country club operation, Chenal Country Club, Inc., around which the Company's Chenal Valley development is centered. This club operation derives its revenues from membership services, food and beverage sales, and membership dues.

Corporate operations consist primarily of senior management, accounting, information systems, human resources, purchasing, treasury, income tax, and legal staff functions that provide support services to the operating business units. The Company currently does not allocate the cost of maintaining these support functions to its operating units.

The accounting policies of the reportable segments are the same as those described in Note 1 – Significant Accounting Policies. The Company evaluates the performance of its segments based on operating income before results of: Del-Tin Fiber, an equity method investee; interest income and expense; other non-operating income or expense; and income taxes. Intersegment revenues consist primarily of timber sales from the Woodlands segment to the Mills operations and are transferred at rates that approximate market for the respective operating area.

Information about the Company's business segments consisted of the following:

(Thousands of dollars)	<u>2010</u>	<u>2009</u>	<u>2008</u>
Net sales			
Woodlands	\$ 43,467	40,091	45,979
Mills	99,398	75,661	91,442
Real Estate	16,015	13,177	11,405
Eliminations ¹	<u>(17,257)</u>	<u>(16,917)</u>	<u>(19,302)</u>
	\$ <u>141,623</u>	<u>112,012</u>	<u>129,524</u>
Income before income taxes			
Operating income			
Woodlands	\$ 24,353	23,401	27,812
Mills	7,256	(5,794)	(4,812)
Real Estate	2,240	143	(1,881)
Corporate	(15,985)	(12,551)	(13,131)
Eliminations	<u>45</u>	<u>671</u>	<u>(483)</u>
Operating income	17,909	5,870	7,505
Equity in Del-Tin Fiber	4,058	2,216	2,277
Interest income	157	121	299
Interest and other debt expense	(3,453)	(3,501)	(4,699)
Other income/(loss)	<u>54</u>	<u>54</u>	<u>(10)</u>
	\$ <u>18,725</u>	<u>4,760</u>	<u>5,372</u>
Total assets at year-end			
Woodlands	\$ 225,840	227,478	208,988
Mills	37,161	39,603	44,331
Real Estate	57,863	58,274	57,254
Corporate ^{2,3}	<u>22,409</u>	<u>26,848</u>	<u>24,160</u>
	\$ <u>343,273</u>	<u>352,203</u>	<u>334,733</u>

DELTIC TIMBER CORPORATION
AND SUBSIDIARIES
Notes to Consolidated Financial Statements
December 31, 2010

Note 22 – Business Segments (cont.)

(Thousands of dollars)	<u>2010</u>	<u>2009</u>	<u>2008</u>
Depreciation, amortization, and cost of fee timber harvested			
Woodlands	\$ 6,069	4,965	6,185
Mills	6,639	7,085	7,179
Real Estate	441	480	576
Corporate	<u>86</u>	<u>87</u>	<u>83</u>
	\$ <u>13,235</u>	<u>12,617</u>	<u>14,023</u>
Capital expenditures			
Woodlands	\$ 6,144	25,075	11,436
Mills	5,330	3,006	6,874
Real Estate	3,859	4,464	11,222
Corporate	<u>235</u>	<u>160</u>	<u>122</u>
	\$ <u>15,568</u>	<u>32,705</u>	<u>29,654</u>

¹ Primarily intersegment sales of timber from Woodlands to Mills.

² Includes investment in Del-Tin Fiber, an equity method investee, of \$8,249,000, \$9,104,000, and \$8,962,000 at December 31, 2010, 2009, and 2008, respectively. (For additional information, see Note 4 – Investment in Del-Tin Fiber.)

³ Includes balance of timberland sale proceeds held by trustee of none as of December 31, 2010, \$4,107,000 as of December 31, 2009, and \$3,491,000 in 2008.

Note 23 – Financial Results by Quarter (Unaudited)

(Thousands of dollars, except per share amounts)

		<u>2010</u>				
		<u>First</u>	<u>Second</u>	<u>Third</u>	<u>Fourth</u>	<u>Year</u>
		<u>Quarter</u>	<u>Quarter</u>	<u>Quarter</u>	<u>Quarter</u>	
Net sales	\$	31,935	38,937	37,050	33,701	141,623
Gross profit		7,422	11,931	9,075	6,555	34,983
Operating income		3,659	7,210	5,133	1,907	17,909
Net income		2,253	5,593	3,278	1,273	12,397
Earnings per common share						
Basic	\$.18	.45	.26	.10	.99
Assuming dilution		.18	.45	.26	.10	.99
Dividends per common share	\$.075	.075	.075	.075	.30
Market price per common share						
High	\$	53.50	55.93	47.78	61.02	61.02
Low		40.48	41.80	38.78	42.75	38.78
Close, at period-end		44.05	41.80	44.80	56.34	56.34

DELTIC TIMBER CORPORATION
AND SUBSIDIARIES
Notes to Consolidated Financial Statements
December 31, 2010

Note 23 – Financial Results by Quarter (Unaudited) (cont.)

(Thousands of dollars, except per share amounts)

	2009				
	<u>First Quarter</u>	<u>Second Quarter</u>	<u>Third Quarter</u>	<u>Fourth Quarter</u>	<u>Year</u>
Net sales	\$ 22,862	29,121	28,987	31,042	112,012
Gross profit	1,999	4,638	4,054	8,757	19,448
Operating income/(loss)	(1,209)	1,465	455	5,159	5,870
Net income/(loss)	(1,174)	972	203	3,687	3,688
Earnings per common share					
Basic	\$ (.09)	.08	.02	.30	.30
Assuming dilution	(.09)	.08	.02	.30	.30
Dividends per common share	\$.075	.075	.075	.075	.30
Market price per common share					
High	\$ 46.74	43.52	51.87	50.57	51.87
Low	27.83	32.42	34.05	38.07	27.83
Close, at period-end	39.41	35.47	45.77	46.18	46.18
	2008				
	<u>First Quarter</u>	<u>Second Quarter</u>	<u>Third Quarter</u>	<u>Fourth Quarter</u>	<u>Year</u>
Net sales	\$ 27,822	35,551	34,964	31,187	129,524
Gross profit	3,467	6,667	7,001	4,410	21,545
Operating income/(loss)	(276)	3,444	2,360	1,977	7,505
Net income/(loss)	(368)	2,424	2,583	(255)	4,384
Earnings per common share					
Basic	\$ (.03)	.19	.21	(.02)	.35
Assuming dilution	(.03)	.19	.21	(.02)	.35
Dividends per common share	\$.075	.075	.075	.075	.30
Market price per common share					
High	\$ 56.13	59.46	69.28	63.27	69.28
Low	47.54	50.01	52.97	40.35	40.35
Close, at period-end	55.70	53.51	63.64	45.75	45.75

MANAGEMENT'S RESPONSIBILITY FOR FINANCIAL STATEMENTS

The Shareholders
Deltic Timber Corporation:

The management of Deltic Timber Corporation has prepared and is responsible for the Company's consolidated financial statements. The statements are prepared in conformity with accounting principles generally accepted in the United States of America, appropriate in the circumstances. In preparing the financial statements, management has, when necessary, made judgments and estimates with consideration given to materiality.

The Company's consolidated financial statements have been audited by KPMG LLP, an independent registered public accounting firm, who have expressed their opinion with respect to the fairness of the consolidated financial statements in conformity with U.S. generally accepted accounting principles. Their audit was conducted in accordance with the standards of the Public Company Accounting Oversight Board (United States). The Audit Committee of the Board of Directors ("the Audit Committee") appoints the independent auditors; ratification of the appointment is solicited annually from the shareholders.

The Audit Committee is composed of directors who are not officers or employees of the Company and who have been determined by the Company's Board of Directors to meet applicable independence standards under the Securities Exchange Act of 1934. The Audit Committee meets periodically with KPMG LLP, the Company's internal auditor, and representatives of management to review the Company's internal controls, the quality of its financial reporting, the scope and results of audits, and the independence of the external auditors. The Company's internal auditor and KPMG LLP have unrestricted access to the Audit Committee, without management's presence, to discuss audit findings and other financial matters.

/s/Ray C. Dillon

Ray C. Dillon
President and Chief Executive Officer
March 4, 2011

/s/Kenneth D. Mann

Kenneth D. Mann
Vice President and Chief Financial Officer
March 4, 2011

MANAGEMENT'S REPORT ON INTERNAL CONTROL OVER FINANCIAL REPORTING

The Shareholders
Deltic Timber Corporation:

The management of Deltic Timber Corporation is responsible for establishing and maintaining adequate internal control over financial reporting, and for performing an assessment of the effectiveness of internal control over financial reporting as of December 31, 2010. Internal control over financial reporting is a process designed to provide reasonable assurance regarding the reliability of financial reporting and the preparation of financial statements for external purposes in accordance with generally accepted accounting principles. The Company's system of internal control over financial reporting includes those policies and procedures that (1) pertain to the maintenance of records that, in reasonable detail, accurately and fairly reflect the transactions and dispositions of the assets of the Company; (2) provide reasonable assurance that transactions are recorded as necessary to permit preparation of financial statements in accordance with generally accepted accounting principles, and the receipts and expenditures of the Company are being made only in accordance with authorizations of management and directors of the Company; and (3) provide reasonable assurance regarding prevention or timely detection of unauthorized acquisition, use, or disposition of the Company's assets that could have a material effect on the financial statements.

Deltic's management performed an assessment of the effectiveness of the Company's internal control over financial reporting as of December 31, 2010, based upon criteria in *Internal Control – Integrated Framework* issued by the Committee of Sponsoring Organizations of the Treadway Commission ("COSO"). Based on its assessment, management determined that the Company's internal control over financial reporting was effective as of December 31, 2010, based on the criteria in *Internal Control – Integrated Framework* issued by COSO.

/s/Ray C. Dillon

Ray C. Dillon
President and Chief Executive Officer
March 4, 2011

/s/Kenneth D. Mann

Kenneth D. Mann
Vice President and Chief Financial Officer
March 4, 2011

REPORT OF INDEPENDENT REGISTERED PUBLIC ACCOUNTING FIRM

The Board of Directors and Stockholders
Deltic Timber Corporation:

We have audited the accompanying consolidated balance sheets of Deltic Timber Corporation and Subsidiaries (“the Company”) as of December 31, 2010 and 2009, and the related consolidated statements of income, cash flows, stockholders’ equity, and comprehensive income/(loss) for each of the years in the three-year period ended December 31, 2010. These consolidated financial statements are the responsibility of the Company’s management. Our responsibility is to express an opinion on these consolidated financial statements based on our audits.

We conducted our audits in accordance with the standards of the Public Company Accounting Oversight Board (United States). Those standards require that we plan and perform the audit to obtain reasonable assurance about whether the financial statements are free of material misstatement. An audit includes examining, on a test basis, evidence supporting the amounts and disclosures in the financial statements. An audit also includes assessing the accounting principles used and significant estimates made by management, as well as evaluating the overall financial statement presentation. We believe that our audits provide a reasonable basis for our opinion.

In our opinion, the consolidated financial statements referred to above present fairly, in all material respects, the financial position of the Company as of December 31, 2010 and 2009, and the results of their operations and their cash flows for each of the years in the three-year period ended December 31, 2010, in conformity with U.S. generally accepted accounting principles.

We also have audited, in accordance with the standards of the Public Company Accounting Oversight Board (United States), the Company’s internal control over financial reporting as of December 31, 2010, based on criteria established in *Internal Control – Integrated Framework* issued by the Committee of Sponsoring Organizations of the Treadway Commission (“COSO”), and our report dated March 4, 2011 expressed an unqualified opinion on the effectiveness of the Company’s internal control over financial reporting.

/s/KPMG LLP

KPMG LLP
Shreveport, Louisiana
March 4, 2011

REPORT OF INDEPENDENT REGISTERED PUBLIC ACCOUNTING FIRM

The Board of Directors and Stockholders
Deltic Timber Corporation:

We have audited Deltic Timber Corporation's ("the Company") internal control over financial reporting as of December 31, 2010 based on criteria established in *Internal Control — Integrated Framework* issued by the Committee of Sponsoring Organizations of the Treadway Commission ("COSO"). The Company's management is responsible for maintaining effective internal control over financial reporting and for its assessment of the effectiveness of internal control over financial reporting included in the accompanying *Management's Report on Internal Control Over Financial Reporting*. Our responsibility is to express an opinion on the Company's internal control over financial reporting based on our audit.

We conducted our audit in accordance with the standards of the Public Company Accounting Oversight Board (United States). Those standards require that we plan and perform the audit to obtain reasonable assurance about whether effective internal control over financial reporting was maintained in all material respects. Our audit included obtaining an understanding of internal control over financial reporting, assessing the risk that a material weakness exists, and testing and evaluating the design and operating effectiveness of internal control based on the assessed risk. Our audit also included performing such other procedures as we considered necessary in the circumstances. We believe that our audit provides a reasonable basis for our opinion.

A company's internal control over financial reporting is a process designed to provide reasonable assurance regarding the reliability of financial reporting and the preparation of financial statements for external purposes in accordance with generally accepted accounting principles. A company's internal control over financial reporting includes those policies and procedures that (1) pertain to the maintenance of records that, in reasonable detail, accurately and fairly reflect the transactions and dispositions of the assets of the company; (2) provide reasonable assurance that transactions are recorded as necessary to permit preparation of financial statements in accordance with generally accepted accounting principles, and that receipts and expenditures of the company are being made only in accordance with authorizations of management and directors of the company; and (3) provide reasonable assurance regarding prevention or timely detection of unauthorized acquisition, use, or disposition of the company's assets that could have a material effect on the financial statements.

Because of its inherent limitations, internal control over financial reporting may not prevent or detect misstatements. Also, projections of any evaluation of effectiveness to future periods are subject to the risk that controls may become inadequate because of changes in conditions, or that the degree of compliance with the policies or procedures may deteriorate.

In our opinion, Deltic Timber Corporation maintained, in all material respects, effective internal control over financial reporting as of December 31, 2010, based on criteria established in *Internal Control — Integrated Framework* issued by the Committee of Sponsoring Organizations of the Treadway Commission.

We also have audited, in accordance with the standards of the Public Company Accounting Oversight Board (United States), the consolidated balance sheets of Deltic Timber Corporation and Subsidiaries as of December 31, 2010 and 2009 and the related consolidated statements of income, cash flows, stockholders' equity, and comprehensive income/(loss) for each of the years in the three-year period ended December 31, 2010, and our report dated March 4, 2011 expressed an unqualified opinion on those consolidated financial statements.

/s/KPMG LLP

KPMG LLP
Shreveport, Louisiana
March 4, 2011

Item 9. Changes in and Disagreements with Accountants on Accounting and Financial Disclosure

None

Item 9A. Controls and Procedures

Evaluation of Disclosure Controls and Procedures

Deltic Timber Corporation (“Deltic” or “the Company”) has established disclosure controls and procedures to ensure that material information relating to the Company, including its consolidated subsidiaries, is made known to the officers who certify the Company’s financial reports and to other members of senior management and the Board of Directors.

Based on their evaluation as of December 31, 2010, the Chief Executive Officer and Chief Financial Officer of the Company have concluded that the Company’s disclosure controls and procedures (as defined in Rules 13a-15(e) and 15d-15(e) under the Securities Exchange Act of 1934) are effective to ensure that the information required to be disclosed by the Company in the reports that it files or submits under the Securities Exchange Act of 1934 is recorded, processed, summarized, and reported within the time periods specified in SEC rules and forms and this information was accumulated and communicated to the Company’s Management, including the Chief Executive Officer and Chief Financial Officer, as appropriate to allow timely decisions regarding required disclosures.

Management’s Report on Internal Control Over Financial Reporting

The Company’s management is responsible for establishing and maintaining adequate internal control over financial reporting, as such term is defined in Exchange Act Rules 13a-15(f). Under the supervision and with the participation of management, including the principal executive officer and principal financial officer, Deltic conducted an evaluation of the effectiveness of our internal control over financial reporting based on the framework in *Internal Control – Integrated Framework* issued by the Committee of Sponsoring Organizations of the Treadway Commission. Based on evaluation under the framework in *Internal Control – Integrated Framework*, management concluded that internal control over financial reporting was effective as of December 31, 2010. The effectiveness of the Company’s internal control over financial reporting as of December 31, 2010, has been audited by KPMG, LLP, an independent registered public accounting firm, as stated in their report which appears in the Company’s 2010 Annual Report to Shareholders which is included in this Form 10-K.

Changes in Internal Control Over Financial Reporting

Deltic’s management, with the Chief Executive Officer and Chief Financial Officer, have evaluated any changes in the Company’s internal control over financial reporting that occurred during the Company’s most recent fiscal quarter (the Company’s fourth quarter in the case of an annual report), and have concluded that there was no change to Deltic’s internal control over financial reporting that has materially affected, or is reasonably likely to materially affect, Deltic’s internal control over financial reporting.

Item 9B. Other Information

None.

PART III

Item 10. Directors, Executive Officers, and Corporate Governance

The sections entitled “Nominees For Election as Directors,” “Directors Whose Term of Office Continue,” and “Committees of the Board of Directors” appearing in the Registrant’s proxy statement for the annual meeting of shareholders to be held on April 28, 2011, will set forth certain information with respect to the directors of the registrant, including directors who serve on the Company’s Audit Committee and who have been designated an Audit Committee financial expert, and is incorporated herein by reference. Certain information with respect to persons who are or may be deemed to be executive officers of the Registrant is set forth under the caption “Executive Officers of the Registrant” in Part I of this report.

The sections entitled “Procedures for Stockholder Nominations and Proposals” and “Corporate Governance” appearing in the Registrant’s proxy statement for the annual meeting of stockholders to be held April 28, 2011, will set forth certain information respectively in regards to applicable procedures for stockholders to submit director nominations and proposals and the Company’s Code of Business Conduct and Ethics and is incorporated herein by reference.

Item 11. Executive Compensation

Information required by this Item will be contained in the Registrant’s proxy statement for the annual meeting of stockholders to be held on April 28, 2011, to be filed not later than 120 days following the end of the Registrant’s fiscal year ended December 31, 2010, which will set forth certain information with respect to executive compensation of the Registrant and is incorporated herein by reference.

Item 12. Security Ownership of Certain Beneficial Owners and Management and Related Stockholder Matters

Information required by this Item will be contained in the Registrant's proxy statement for the annual meeting of stockholders to be held on April 28, 2011, to be filed not later than 120 days following the end of the Registrant's fiscal year ended December 31, 2010, which will set forth certain information with respect to security ownership of certain beneficial owners and management of the Registrant and is incorporated herein by reference.

The following table sets forth information as of December 31, 2010, with respect to Deltic common stock issuable under the Company's compensation plans.

<u>Plan Category</u>	<u>Number of securities to be issued upon exercise of outstanding options, warrants and rights (a)</u>	<u>Weighted-average exercise price of outstanding options, warrants, and rights (b)</u>	<u>Number of securities remaining available for future issuance under equity compensation plans (excluding securities reflected in column (a)) (c)</u>
Equity compensation plans approved by security holders	162,455	\$ 43.77	1,116,862
Equity compensation plans not approved by security holders	<u>-</u>	-	<u>-</u>
	<u>162,455</u>	\$ 43.77	<u>1,116,862</u>

Item 13. Certain Relationships and Related Transactions, and Director Independence

Information required by this Item will be contained in the Registrant's proxy statement for the annual meeting of stockholders to be held on April 28, 2011, to be filed not later than 120 days following the end of the Registrant's fiscal year ended December 31, 2010, which will set forth certain information with respect to certain relationships and related transactions of the Registrant and is incorporated herein by reference.

Item 14. Principal Accountant Fees and Services

Information required by this Item will be contained in the Registrant's proxy statement for the annual meeting to be held on April 28, 2011, to be filed not later than 120 days following the end of the Registrant's fiscal year ended December 31, 2010, which will set forth certain information with respect to principal accountant fees and services and is incorporated herein by reference.

PART IV

Item 15. Exhibits and Financial Statement Schedules

a. Financial Statements, Schedules and Exhibits.

1. Consolidated Financial Statements.

Consolidated Balance Sheets - December 31, 2010 and 2009.

Consolidated Statements of Income for the Years Ended December 31, 2010, 2009, and 2008.

Consolidated Statements of Cash Flows for the Years Ended December 31, 2010, 2009, and 2008.

Consolidated Statements of Stockholders' Equity for the Years Ended December 31, 2010, 2009, and 2008.

Consolidated Statements of Comprehensive Income/(Loss) for the Years Ended December 31, 2010, 2009, and 2008.

Notes to Consolidated Financial Statements, including Consolidated Quarterly Income Information (unaudited).

Report of Independent Registered Public Accounting Firm on Consolidated Financial Statements.

Report of Independent Registered Public Accounting Firm on Internal Control Over Financial Reporting.

2. Financial Statement Schedules.

Financial Statements of Del-Tin Fiber LLC, an affiliate accounted for by the equity method, which constituted a significant subsidiary for the years ended January 1, 2011 and January 2, 2010.

Other Financial statement schedules are omitted because either they are not applicable or the required information is included in the consolidated financial statements or notes thereto.

3. Exhibits.

Index to Exhibits

<u>Exhibit Designation</u>	<u>Nature of Exhibit</u>
3	Articles of Incorporation and Bylaws.
3.1	Amended and Restated Certificate of Incorporation of Deltic Timber Corporation as of December 17, 1996 (incorporated by reference to Exhibit 3.1 to Registrant's Annual Report on Form 10-K for the year ended December 31, 1996.)
3.2	Amended and Restated Bylaws of Deltic Timber Corporation (incorporated by reference to Exhibit 3.2 to Registrant's Annual Report on Form 10-K for the year ended December 31, 1996.)
4	Instruments Defining the Rights of Security Holders.
4.1	Rights Agreement dated as of December 11, 1996, between Deltic Timber Corporation and Harris Trust and Savings Bank, as Rights Agent (incorporated by reference to Exhibit 4 to Registrant's Annual Report on Form 10-K for the year ended December 31, 1996).
4.2	Amendment No. 1 to Rights Agreement dated as of October 15, 1998, between Deltic Timber Corporation and Harris Trust and Savings Bank, as Rights Agent (incorporated by reference to Exhibit 4.2 to Registrant's Registration of Securities Report on Form 10/A dated November 11, 1998.)
4.3	Amendment No. 2 to Rights Agreement dated as of October 19, 2006, between Deltic Timber Corporation and Harris N.A. as Rights Agent (incorporated by reference to Exhibit 4.3 to Registrant's Registration of Securities Report on Form 10/A dated October 19, 2006.)
10	Material contracts.
10.1	Deltic Timber Corporation 2002 Stock Incentive Plan (incorporated by reference to the Exhibit 10.1 to Registrant's Current Report on Form 8-K dated October 18, 2006.)
10.2	Distribution Agreement (incorporated by reference to Exhibit 10.2 to Registrant's Annual Report on Form 10-K for the year ended December 31, 1996.)
10.3	Tax Sharing Agreement (incorporated by reference to Exhibit 10.3 to Registrant's Annual Report on Form 10-K for the year ended December 31, 1996.)
10.4	Credit facility dated December 19, 1996 (incorporated by reference to Exhibit 10.4 to Registrant's Quarterly Report on Form 10-Q for the quarter ended September 30, 1997.)
10.5	Certificate of Designation of the Cumulative Redeemable Preferred Stock, 7.54% Series (\$.01 Par Value), of Deltic Timber Corporation (incorporated by reference to Exhibit 10.5 to Registrant's Annual Report on Form 10-K for the year ended December 31, 1997.)

- 10.7 Note Purchase Agreement dated December 18, 1998 (incorporated by reference to Exhibit 10.7 to Registrant's Annual Report on Form 10-K for the year ended December 31, 1998).
- 10.8 Selective Sections of Del-Tin Fiber LLC's Project Credit Agreement dated November 23, 1998 (incorporated by reference to Exhibit 10.8 to Registrant's Annual Report on Form 10-K for the year ended December 31, 1998).
- 10.9 Revolving Credit Agreement dated June 20, 2001 (incorporated by reference to Exhibit 10.9 to Registrant's Quarterly Report on Form 10-Q for the quarter ended June 30, 2001.)
- 10.10 Note Purchase Agreement dated December 20, 2002, (incorporated by reference to Exhibit 10.10 to Registrant's Annual Report on Form 10-K for the year ended December 31, 2002).
- 10.11 First Amended and Restated Revolving Credit Agreement dated September 30, 2003 (incorporated by reference to Exhibit 10.11 to Registrant's Quarterly Report on Form 10-Q for the quarter ended September 30, 2003).
- 10.12 Guarantee Agreement between Deltic Timber Corporation and SunTrust Bank related to the Del-Tin Fiber Credit Agreement dated August 26, 2004 (incorporated by reference to Exhibit 10.12 to Registrant's Annual Report on Form 10-K for the year ended December 31, 2004).
- 10.13 Annual Incentive Compensation Plan (incorporated by reference to Exhibit 10.13 to Registrant's Current Report on Form 8-K dated October 18, 2006.)
- 10.14 Non Qualified Stock Option Form (incorporated by reference to Exhibit 10.14 to Registrant's Current Report on Form 8-K dated October 18, 2006.)
- 10.15 Restricted Stock Award Agreement and Stock Power (incorporated by reference to Exhibit 10.15 to Registrant's Current Report on Form 8-K dated October 18, 2006.)
- 10.16 Performance Based Restricted Stock Award Agreement and Stock Power (incorporated by reference to Exhibit 10.16 to Registrant's Current Report on Form 8-K dated October 18, 2006.)
- 10.17 Change-in-Control and Involuntary Severance Agreement with CEO (incorporated by reference to Exhibit 10.17 to Registrant's Current Report on Form 8-K dated October 18, 2006.)
- 10.18 Change-in-Control Agreement with CEO Direct Reports (incorporated by reference to Exhibit 10.18 to Registrant's Current Report on Form 8-K dated October 18, 2006.)
- 10.19 Revolving Credit Agreement dated September 9, 2005 (incorporated by reference to Exhibit 10.19 to Registrant's Quarterly Report on Form 10-Q for the quarter ended September 30, 2005.)
- 10.20 Deltic Timber Corporation Supplemental Executive Retirement Plan (incorporated by reference to Exhibit 10.20 to the Registrant's Current Report on Form 8-K dated October 18, 2006.)

- 10.21 Amended and Restated Note Purchase Agreement dated March 30, 2007 (incorporated by reference to Exhibit 10.7 to Registrant's Quarterly Report on Form 10-Q for the quarter ended March 31, 2007).
- 10.22 First Amendment to the Revolving Credit Agreement dated August 7, 2007 (incorporated by reference to Exhibit 10.21 to Registrant's Quarterly Report on Form 10-Q for the quarter ended September 30, 2007.)
- 10.23 Termination of a Material Definitive Agreement (incorporated by reference to Exhibit 10.23 to Registrant's Current Report on Form 8-K dated October 30, 2008.)
- 10.24 Second Amendment to the Revolving Credit Agreement dated September 9, 2005 (incorporated by reference to Exhibit 10.24 to Registrant's Current Report on Form 8-K dated February 4, 2011.)
- 21 Subsidiaries of the Registrant, included elsewhere herein.
- 23 Consents of Independent Registered Public Accounting Firm.
- 23.1 Consent of Independent Registered Public Accounting Firm related to reports on consolidated financial statements and internal control over financial reporting of Deltic Timber Corporation, included elsewhere herein.
- 23.2 Consent of Independent Registered Public Accounting Firm related to report on financial statements of Del-Tin Fiber LLC, included elsewhere herein.
- 31.1 Chief Executive Officer Certification Required by Section 302 of the Sarbanes-Oxley Act of 2002.
- 31.2 Chief Financial Officer Certification Required by Section 302 of the Sarbanes-Oxley Act of 2002.
- 32 Certification Required by Section 906 of the Sarbanes-Oxley Act of 2002.

Exhibits other than those listed above have been omitted since they either are not required or are not applicable.

SIGNATURES

Pursuant to the requirements of Section 13 or 15(d) of the Securities Exchange Act of 1934, the registrant has duly caused this report to be signed on its behalf by the undersigned, thereunto duly authorized.

DELTIC TIMBER CORPORATION

By: /s/Ray C. Dillon
Ray C. Dillon, President

Date: March 4, 2011

Pursuant to the requirements of the Securities Exchange Act of 1934, this report has been signed below on March 4, 2011 by the following persons on behalf of the registrant and in the capacities indicated.

 /s/Robert C. Nolan
Robert C. Nolan, Chairman and Director

 /s/Ray C. Dillon
Ray C. Dillon, President and Chief
Executive Officer and Director
(Principal Executive Officer)

 /s/Randolph C. Coley
Randolph C. Coley, Director

 /s/David L. Lemmon
David L. Lemmon, Director

 /s/Christoph Keller, III
Christoph Keller, III, Director

 /s/R. Hunter Pierson, Jr.
R. Hunter Pierson, Jr., Director

 /s/R. Madison Murphy
R. Madison Murphy, Director

 /s/Robert B. Tudor
Robert B. Tudor, Director

 /s/J. Thurston Roach
J. Thurston Roach, Director

 /s/Kenneth D. Mann
Kenneth D. Mann, Vice President,
Treasurer and Chief Financial Officer
(Principal Financial Officer)

 /s/Byrom L. Walker
Byrom L. Walker, Controller
(Principal Accounting Officer)

Deltic Timber Corporation
Subsidiaries of the Registrant
As of December 31, 2010

<u>Subsidiaries</u>	<u>State of Incorporation</u>
Deltic Timber Purchasers, Inc.	Arkansas
Deltic Southwest Timber Company	Arkansas
Chenal Properties, Inc.	Arkansas
Chenal Country Club, Inc.	Arkansas

CONSENT OF INDEPENDENT REGISTERED PUBLIC ACCOUNTING FIRM

The Board of Directors
Deltic Timber Corporation:

We consent to the incorporation by reference in the registration statements (No. 333-76294 and No. 333-90026) on Form S-8 of Deltic Timber Corporation of our reports dated March 4, 2011, with respect to the consolidated balance sheets of Deltic Timber Corporation and Subsidiaries as of December 31, 2010 and 2009, and the related consolidated statements of income, cash flows, stockholders' equity, and comprehensive income for each of the years in the three-year period ended December 31, 2010, and the effectiveness of internal control over financial reporting as of December 31, 2010, which reports appear in the December 31, 2010 annual report on Form 10-K of Deltic Timber Corporation.

/s/KPMG LLP

KPMG LLP
Shreveport, Louisiana
March 4, 2011

CONSENT OF INDEPENDENT REGISTERED PUBLIC ACCOUNTING FIRM

Board of Directors
Deltic Timber Corporation
El Dorado, Arkansas

We consent to the inclusion of our report of Del-Tin Fiber, L.L.C. as of and for the fiscal years ending January 1, 2011, January 2, 2010, and January 3, 2009, dated January 20, 2011 in Deltic Timber Corporation's Form 10-K for the year ended December 31, 2010.

/s/FROST, PLLC

Little Rock, Arkansas
March 3, 2011

CHIEF EXECUTIVE OFFICER CERTIFICATION
REQUIRED BY SECTION 302 OF THE SARBANES-OXLEY ACT OF 2002

I, Ray C. Dillon, certify that:

1. I have reviewed this annual report on Form 10-K of Deltic Timber Corporation;
2. Based on my knowledge, this report does not contain any untrue statement of a material fact or omit to state a material fact necessary to make the statements made, in light of the circumstances under which such statements were made, not misleading with respect to the period covered by this report;
3. Based on my knowledge, the financial statements, and other financial information included in this report, fairly present in all material respects the financial condition, results of operations and cash flows of the registrant as of, and for, the periods presented in this report;
4. The registrant's other certifying officer and I are responsible for establishing and maintaining disclosure controls and procedures (as defined in Exchange Act Rules 13a-15(e) and 15d-15(e)) and internal control over financial reporting (as defined in Exchange Act Rules 13a-15(f) and 15d-15(f)) for the registrant and have:
 - a) Designed such disclosure controls and procedures, or caused such disclosure controls and procedures to be designed under our supervision, to ensure that material information relating to the registrant, including its consolidated subsidiaries, is made known to us by others within those entities, particularly during the period in which this report is being prepared;
 - b) Designed such internal control over financial reporting, or caused such internal control over financial reporting to be designed under our supervision, to provide reasonable assurance regarding the reliability of financial reporting and the preparation of financial statements for external purposes in accordance with generally accepted accounting principles;
 - c) Evaluated the effectiveness of the registrant's disclosure controls and procedures and presented in this report our conclusions about the effectiveness of the disclosure controls and procedures, as of the end of the period covered by this report based on such evaluation; and
 - d) Disclosed in this report any change in the registrant's internal control over financial reporting that occurred during the registrant's most recent fiscal quarter (the registrant's fourth fiscal quarter in the case of an annual report) that has materially affected, or is reasonably likely to materially affect, the registrant's internal control over financial reporting; and
5. The registrant's other certifying officer and I have disclosed, based on our most recent evaluation of internal control over financial reporting, to the registrant's auditors and the audit committee of the registrant's board of directors (or persons performing the equivalent functions):
 - a) All significant deficiencies and material weaknesses in the design or operation of internal control over financial reporting which are reasonably likely to adversely affect the registrant's ability to record, process, summarize and report financial information; and
 - b) Any fraud, whether or not material, that involves management or other employees who have a significant role in the registrant's internal control over financial reporting.

/s/Ray C. Dillon

Ray C. Dillon
Chief Executive Officer
March 4, 2011

CHIEF FINANCIAL OFFICER CERTIFICATION
REQUIRED BY SECTION 302 OF THE SARBANES-OXLEY ACT OF 2002

I, Kenneth D. Mann, certify that:

1. I have reviewed this annual report on Form 10-K of Deltic Timber Corporation;
2. Based on my knowledge, this report does not contain any untrue statement of a material fact or omit to state a material fact necessary to make the statements made, in light of the circumstances under which such statements were made, not misleading with respect to the period covered by this report;
3. Based on my knowledge, the financial statements, and other financial information included in this report, fairly present in all material respects the financial condition, results of operations and cash flows of the registrant as of, and for, the periods presented in this report;
4. The registrant's other certifying officer and I are responsible for establishing and maintaining disclosure controls and procedures (as defined in Exchange Act Rules 13a-15(e) and 15d-15(e)) and internal control over financial reporting (as defined in Exchange Act Rules 13a-15(f) and 15d-15(f)) for the registrant and have:
 - a) Designed such disclosure controls and procedures, or caused such disclosure controls and procedures to be designed under our supervision, to ensure that material information relating to the registrant, including its consolidated subsidiaries, is made known to us by others within those entities, particularly during the period in which this report is being prepared;
 - b) Designed such internal control over financial reporting, or caused such internal control over financial reporting to be designed under our supervision, to provide reasonable assurance regarding the reliability of financial reporting and the preparation of financial statements for external purposes in accordance with generally accepted accounting principles;
 - c) Evaluated the effectiveness of the registrant's disclosure controls and procedures and presented in this report our conclusions about the effectiveness of the disclosure controls and procedures, as of the end of the period covered by this report based on such evaluation; and
 - d) Disclosed in this report any change in the registrant's internal control over financial reporting that occurred during the registrant's most recent fiscal quarter (the registrant's fourth fiscal quarter in the case of an annual report) that has materially affected, or is reasonably likely to materially affect, the registrant's internal control over financial reporting; and
5. The registrant's other certifying officer and I have disclosed, based on our most recent evaluation of internal control over financial reporting, to the registrant's auditors and the audit committee of the registrant's board of directors (or persons performing the equivalent functions):
 - a) All significant deficiencies and material weaknesses in the design or operation of internal control over financial reporting which are reasonably likely to adversely affect the registrant's ability to record, process, summarize and report financial information; and
 - b) Any fraud, whether or not material, that involves management or other employees who have a significant role in the registrant's internal control over financial reporting.

/s/Kenneth D. Mann

Kenneth D. Mann
Chief Financial Officer
March 4, 2011

**CERTIFICATION REQUIRED BY SECTION 906
OF THE SARBANES-OXLEY ACT OF 2002**

The certification set forth below is being submitted in connection with this annual report on Form 10-K of Deltic Timber Corporation ("the report") for the purpose of complying with Rule 13a-14(b) or Rule 15d-14(b) of the Securities Exchange Act of 1934 ("the Exchange Act") and Section 1350 of Chapter 63 of Title 18 of the United States Code.

Ray C. Dillon, the Chief Executive Officer, and Kenneth D. Mann, the Chief Financial Officer, each certifies that, to the best of his knowledge:

- (1) the report fully complies with the requirements of section 13(a) or 15(d) of the Exchange Act; and
- (2) the information contained in the report fairly presents, in all material respects, the financial condition and results of operations of Deltic Timber Corporation.

/s/Ray C. Dillon

Ray C. Dillon
Chief Executive Officer
March 4, 2011

/s/Kenneth D. Mann

Kenneth D. Mann
Chief Financial Officer
March 4, 2011

CORPORATE INFORMATION

Corporate Offices

210 East Elm, P. O. Box 7200
El Dorado, Arkansas 71731-7200
(870) 881-9400
www.deltic.com

Stock Exchange Listing

Trading symbol: DEL
New York Stock Exchange

Transfer Agent and Registrar

Computershare Investor Services
P.O. Box 43036
Providence, RI 02940-3036

Annual Meeting

The annual meeting of the Company's shareholders will be held at 10 a.m. on April 28, 2011, at the South Arkansas Arts Center, 110 East 5th Street, El Dorado, Arkansas. A formal notice of the meeting, together with a proxy statement and proxy form, are enclosed with this report.

Form 10-K

A copy of the Company's Annual Report on Form 10-K, filed with the Securities and Exchange Commission, is contained herein and may also be obtained from Deltic's website at www.deltic.com.

Inquiries

Inquiries regarding shareholder account matters should be addressed to:

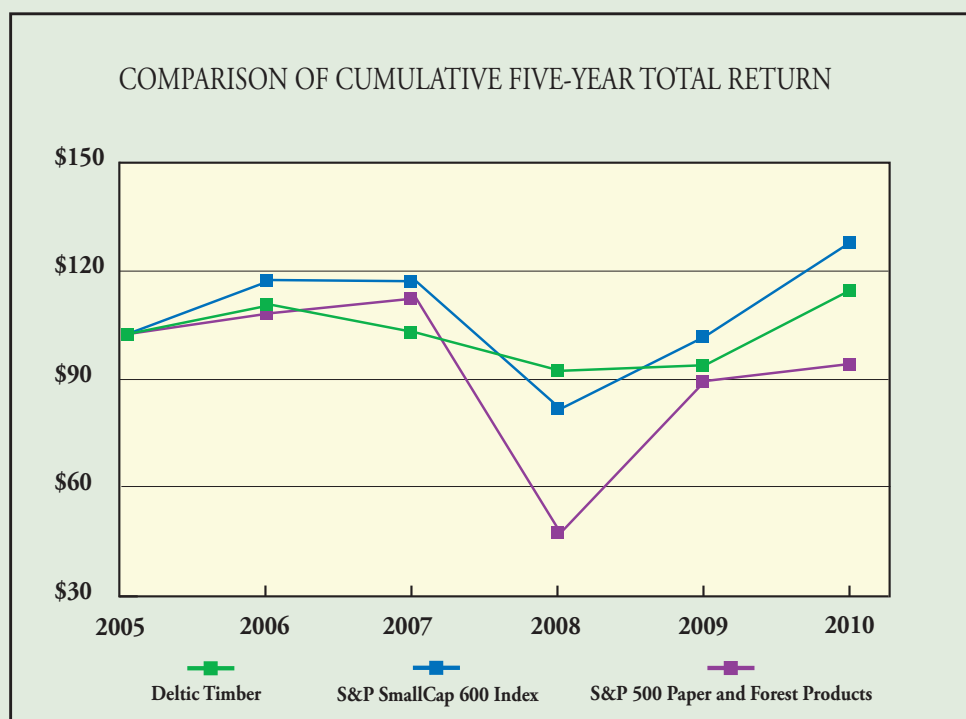
Jim F. Andrews, Jr., Secretary
Deltic Timber Corporation
P. O. Box 7200
El Dorado, Arkansas 71731-7200

Members of the financial community should direct their inquiries to:

Kenneth D. Mann, Chief Financial Officer
Deltic Timber Corporation
P. O. Box 7200
El Dorado, Arkansas 71731-7200
(870) 881-6432

The Company has filed the required certifications under Section 302 of the Sarbanes Oxley Act of 2002 regarding the quality of its public disclosures as Exhibits 31.1 and 31.2 to its Annual Report on Form 10-K for the year ended December 31, 2010.

Stock Performance



The graphed stock performance represents the cumulative total return for the Company's common stock compared to issuers with similar capitalization, and to peer industry issuers for the period December 31, 2005, through December 31, 2010. The calculated returns assume an investment of \$100 on December 31, 2005, and that all dividends were reinvested.



Deltic Timber Corporation

210 East Elm, P. O. Box 7200
El Dorado, Arkansas 71731-7200
www.deltic.com

